

ระดับเสียงบริเวณแนวรั้วโรงงาน

THAILAND INSTITUTE OF SCIENTIFIC AND TECHNOLOGICAL RESEARCH (TISTR)

Request No. 21-66/0413

MTC No. EEL. BP. 109/0366

CALIBRATION CERTIFICATE

Submitted by : S.P.S. Consulting Service Co.,Ltd.

Address : 7 Soi Phaholyothin 24, Phaholyothin Road, Jompol, Chatuchak, Bangkok 10900.

Calibrated at : Electrical and Electronic Standards Laboratory, Industrial Metrology and Testing Service Centre.
: Soi 1C, Bangpoo Industrial Estate, Sukhumvit Rd., Muang, Samutprakan 10280.

Instrument Calibrated :

Description : Sound Calibrator

Manufacturer : ACO

Model : 2127

Serial No. : 130006

Ambient Environment

Temperature : $(23 \pm 3) ^\circ\text{C}$

Relative Humidity : $(50 \pm 15) \%$

Ambient Pressure : $(101.325 \pm 1.500) \text{ kPa}$

Standards used : 1. Digital Function Synthesizer NF Electronic DF-193A S/N 122037.
2. Measuring Amplifier Bruel&Kjaer 2636 S/N 1537484.
3. Programmable Attenuator Tamagawa TPA-303A S/N OF 2214.
4. Digital Multimeter Agilent 34401A S/N MY44005560.
5. Pressure Transmitter Vaisala PTB202AD S/N T0650001.
6. Audio Analyzer Keithley 2015-P S/N 4106495.
7. Condenser Microphone Bruel&Kjaer 4180 S/N 2889871.

Calibration Procedure: CP-102-04 based on IEC 60942-2003. The sound pressure level of instrument was measured by standard microphone using an insert voltage technique.

This instrument has been calibrated against standards maintained at Electrical and Electronic Standards Laboratory (EEL), which are traceable to the International System of Units through the National Institute of Metrology (Thailand).

The information on actual reading is attached herewith and the uncertainty limits quoted refer to the measured values only.

Date of Receipt : 27 Mar. 2023

Date of Calibration : 29 Mar. 2023

1 / 2

The results relate only to the items tested/calibrated or value assigned.

Advertising the Report/Certificate and publicity of the results except in full are prohibited unless written permission is obtained from the governor of TISTR.

FM.BL.MTC.002 Rev.4

Head Office
35 Mu 3 Tambon Khlong Ha, Amphoe Khlong Luang,
Changwat Pathumthani 12120, Thailand
Tel. (66) 0 2577 9000
Fax. (66) 0 2577 9009
E-mail : rumpai@tistr.or.th Website:www.tistr.or.th

Office/Laboratory
Soi 1C, Bangpoo Industrial Estate, Sukhumvit Road,
Amphoe Muang, Changwat Samutprakan 10280, Thailand
Tel. (66) 0 2323 1672-80 ext. 115, 116
Fax. (66) 0 2323 9165
E-mail : mtc@tistr.or.th

Office
196 Phahonyothin Road, Chatuchak, Bangkok 10900,
Thailand
Tel. (66) 0 2579 1121-30 ext. 5219, 5225, 5217
Fax. (66) 0 2579 8592
E-mail : sumalee@tistr.or.th

THAILAND INSTITUTE OF SCIENTIFIC AND TECHNOLOGICAL RESEARCH (TISTR)

Request No. 21-66/0413

MTC No. EEL. BP. 109/0366

The reported expanded uncertainty is based upon a standard uncertainty multiplied by a coverage factor $k = 2$, providing a level of confidence of approximately 95%.

Nominal Output of Unit Under Test = 94 dB re 20 μ Pa at 1000 Hz

Acoustic Output in dB re 20 μ Pa, Corrected to Reference Conditions : 101.325 kPa, 23.0°C and 50 %RH

1. Sound Pressure Level

Standard Microphone Type	Measured Sound Pressure Level (dB)	Deviated value (dB)	Uncertainty (dB)	Tolerance limit IEC60942:2003 Class 1
1/2 inch Bruel&Kjaer 4180	93.94	-0.06	± 0.10	± 0.40 dB

2. Frequency

Standard Microphone Type	Measured Frequency (Hz)	Deviated value (Hz)	Uncertainty (Hz)	Tolerance limit IEC60942:2003 Class 1
1/2 inch Bruel&Kjaer 4180	999.9	-0.1	± 1.5	$\pm 1.0\%$

3. Total distortion

Standard Microphone Type	Measured Total distortion (%)	Uncertainty (%)	Tolerance limit IEC60942:2003 Class 1
1/2 inch Bruel&Kjaer 4180	1.80	± 0.50	$\pm 3.0\%$

Note : 1. No adjustment.

2. The calibrator pressure correction was not included.

3. The microphone volume correction was not included.

Calibrated by :

.....
(yae)

Approved by :

.....
(a)

Electrical and Electronic Standards Laboratory

Industrial Metrology and Testing Service Centre

Date of Calibration : 29 Mar. 2023

Date of Issue : 30 Mar. 2023

Ref : 2011266032701228001

End of Certificate

2 / 2

The results relate only to the items tested/calibrated or value assigned.

Advertising the Report/Certificate and publicity of the results except in full are prohibited unless written permission is obtained from the governor of TISTR.

FM.BL.MTC.002 Rev.4

Head Office

35 Mu 3 Tambon Khlong Ha, Amphoe Khlong Luang,
Changwat Pathumthani 12120, Thailand
Tel. (66) 0 2577 9000
Fax. (66) 0 2577 9009
E-mail : rumpai@tistr.or.th Website:www.tistr.or.th

Office/Laboratory

Soi 1C, Bangpoo Industrial Estate, Sukhumvit Road,
Amphoe Muang, Changwat Samutprakan 10280, Thailand
Tel. (66) 0 2323 1672-80 ext. 115, 116
Fax. (66) 0 2323 9165
E-mail : mtc@tistr.or.th

Office

196 Phahonyothin Road, Chatuchak, Bangkok 10900,
Thailand
Tel. (66) 0 2579 1121-30 ext. 5219, 5225, 5217
Fax. (66) 0 2579 8592
E-mail : sumalee@tistr.or.th



บริษัท เอส.พี.เอส. คอนซัลติ้ง เซอร์วิส จำกัด
S.P.S. CONSULTING SERVICE CO., LTD.
7 ซอยพหลโยธิน 24 ถนนพหลโยธิน แขวงจอมพล เขตจตุจักร กรุงเทพฯ 10900
7 Soi Phaholyothin 24, Phaholyothin Rd., Jompol, Chatuchak, Bangkok 10900
Tel : (662) 939-4370-72, Fax : (662) 513-4221, E-mail : sale@spscon.com., www.spscon.com

Noise B_069/23

Sound Level Meter Calibration Report


Acoustic Calibrator Data

Brand	ACO	Number	AC 03/56
Model	2127	Serial No.	130006
Calibration Range	94 dB, 1000 Hz	Last Calibration	28 April 2022
		Due Date	28 April 2023


Calibration Data

Sound Level Meter Data				Calibration Data		
SLM No.	Brand	Model	Serial No.	Date	Actual Reading [dB]	
					Before Adjustment	After Adjustment
ACO-B01	ACO	6236	00132025	01 March 2023	94.1	94.0
ACO-B08	ACO	6236	00142008	01 March 2023	93.9	94.0
ACO-B12	ACO	6236	00152081	01 March 2023	93.9	94.0
ACO-B37	ACO	6236	00192028	01 March 2023	94.0	94.0
Acoustic Certified Value : Thailand Institute of Scientific and Technological Research (TISTR)					93.93 ± 0.10 dB	

Calibrated by :



Approved by :





บริษัท เอส.พี.เอส. คอนซัลติ้ง เซอร์วิส จำกัด
S.P.S. CONSULTING SERVICE CO., LTD.
7 ซอยพหลโยธิน 24 ถนนพหลโยธิน แขวงจอมพล เขตจตุจักร กรุงเทพฯ 10900
7 Soi Phaholyothin 24, Phaholyothin Rd., Jompol, Chatuchak, Bangkok 10900
Tel : (662) 939-4370-72. Fax : (662) 513-4221. E-mail : sale@spscon.com, www.spscon.com

Noise B_228/23

Sound Level Meter Calibration Report

Acoustic Calibrator Data

Brand	ACO	Number	AC 03/56
Model	2127	Serial No.	130006
Calibration Range	94 dB, 1000 Hz	Last Calibration	29 March 2023
		Due Date	29 March 2024

Calibration Data

Sound Level Meter Data

Calibration Data

SLM No.	Brand	Model	Serial No.	Date	Actual Reading [dB]	
					Before Adjustment	After Adjustment
ACO-B39	ACO	6236	00222301	31 May 2023	94.0	94.0
ACO-B44	ACO	6236	00222302	31 May 2023	94.1	94.0
ACO-B45	ACO	6236	00222304	31 May 2023	93.9	94.0
ACO-B46	ACO	6236	00222305	31 May 2023	94.0	94.0
Acoustic Certified Value : Thailand Institute of Scientific and Technological Research (TISTR)					93.94 ± 0.10 dB	

Calibrated by :

Approved by :

คุณภาพน้ำ

**QUALITY CALIBRATION CO.,LTD.**

235 Petchkasem 63/2 Road, Laksong, Bangkae, Bangkok 10160

Tel (662) 421-5402, (662) 444-0152-3, Fax (662) 809-4584



CERTIFICATE No : 22E9693

REFERENCE No : 66476-1

PAGE : 1 OF 3

Certificate of Calibration

EQUIPMENT : pH METER

MANUFACTURER : HANNA

MODEL : HI 3512

SERIAL No : TH118035


ID No : pH 04/56

CONDITION AS RECEIVED : USED ITEM

SUBMITTED BY : S.P.S. CONSULTING SERVICE CO., LTD.
7 SOI PHAHOLYOTHIN 24, PHAHOLYOTHIN RD.,
JOMPOL, CHATUCHAK, BANGKOK 10900

CALIBRATED BY : ATSAWIN Y.

CALIBRATION DATE : 15-Sep-22

APPROVED BY : 

ISSUED DATE : 15-Sep-22

RECEIVED DATE : 14-Sep-22

THIS CERTIFICATE MAY NOT BE REPRODUCED OTHER THAN IN FULL EXCEPT WITH THE PRIOR WRITTEN APPROVAL OF
QUALITY CALIBRATION CO., LTD.



QUALITY CALIBRATION CO.,LTD.

235 Petchkasem 63/2 Road, Laksong, Bangkae, Bangkok 10160

Tel (662) 421-5402, (662) 444-0152-3, Fax (662) 809-4584

CERTIFICATE No : 22E9693

PAGE : 2 OF 3

Calibration Report

EQUIPMENT : pH METER
MANUFACTURER : HANNA
ID No : pH 04/56
RECEIVED DATE : 14-Sep-22
AMBIENT TEMPERATURE : 20 ° C ± 1 ° C
MODEL : HI 3512
SERIAL NUMBER : TH118035
CALIBRATION DATE : 15-Sep-22
RELATIVE HUMIDITY : 50 % RH ± 10% RH

CONDITION OF THIS RESULTS OF CALIBRATION

1. THIS INSTRUMENT WAS CALIBRATED BY DIRECT MEASUREMENT METHOD BASED ON WI-TQ-062 AND WI-TQ-063. THE DISPLAY UNIT WAS TESTED BY GENERATING STANDARD VOLTAGE TO THE UNIT AND READ THE VALUE COMPARED WITH CALCULATED VALUE. THE DISPLAY AND ELECTRODE WAS CALIBRATED BY USING STANDARD pH BUFFER
2. REFERENCE STANDARD INSTRUMENTS :-

<u>INSTRUMENT</u>	<u>MODEL</u>	<u>SERIAL No/</u> <u>LOT No</u>	<u>CERTIFICATE No</u>	<u>DUE DATE</u>
1) pH STANDARD SOLUTION	00651-06	CC719181	4880-12119147	05-Apr-23
2) pH STANDARD SOLUTION	00651-08	CC718727	4881-12110709	31-Mar-23
3) pH STANDARD SOLUTION	00651-10	CC717045	4882-12065386	17-Mar-23
4) PROCESS CALIBRATOR	CA150	91S6079	22E1145	31-Mar-23
5) BATH	260014	1247 48074	22T9870	13-Sep-23
6) THERMOMETER WITH PROBE	421504	55000379	22T9904	13-Sep-23

3. THIS RESULT WAS FOUND ACCURATE AS SHOWN ON DATE AND PLACE OF CALIBRATION ONLY.
4. THIS RESULT EXCLUDE LONG TERM STABILITY OF THE UNIT UNDER CALIBRATION.
5. THIS CERTIFICATE IS TRACEABLE TO SI UNIT MAINTAINED AT :-
 - NATIONAL INSTITUTE OF STANDARD AND TECHNOLOGY, USA.
 - NATIONAL INSTITUTE OF METROLOGY (THAILAND)

RESULT OF CALIBRATION : ADJUSTMENT

1. DISPLAY UNIT ONLY

SLOPE FACTOR $k = 2.303 RT/F = 59 \text{ mV/pH}$

mV APPLIED	UUC READING (mV)	CORRECTION (mV)	UUC READING (pH)	UNCERTAINTY OF MEASUREMENT (± mV)	COVERAGE FACTOR k
414.11	414.8	-0.69	-0.171	0.14	2.0
354.95	355.6	-0.65	0.860	0.14	2.0
295.80	296.4	-0.60	1.892	0.14	2.0
236.64	237.2	-0.56	2.922	0.14	2.0
177.48	178.0	-0.52	3.954	0.14	2.0
118.32	118.8	-0.48	4.985	0.14	2.0
59.16	59.7	-0.54	6.016	0.14	2.0
0.00	0.5	-0.50	7.049	0.14	2.0
-59.16	-58.8	-0.36	8.136	0.14	2.0
-118.32	-117.9	-0.42	9.223	0.14	2.0
-177.48	-177.1	-0.38	10.311	0.14	2.0
-236.64	-236.3	-0.34	11.399	0.14	2.0
-295.80	-295.5	-0.30	12.487	0.14	2.0
-354.95	-354.7	-0.25	13.575	0.14	2.0
-414.11	-413.9	-0.21	14.662	0.14	2.0

END OF CALIBRATION REPORT PAGE 2 OF 3

**QUALITY CALIBRATION CO.,LTD.**

235 Petchkasem 63/2 Road, Laksong, Bangkae, Bangkok 10160

Tel (662) 421-5402, (662) 444-0152-3, Fax (662) 809-4584

CERTIFICATE No : 22E9693

PAGE : 3 OF 3

Calibration Report**RESULT OF CALIBRATION (CONTINUE) :****2. DISPLAY UNIT WITH pH ELECTRODE S/N: 09081C6M**

STANDARD pH BUFFER SOLUTION (pH)	UUC READING (pH)	CORRECTION (pH)	VALUE BEFORE ADJUSTMENT	UNCERTAINTY OF MEASUREMENT (± pH)	COVERAGE FACTOR k
4.007	4.007	0.000	3.996	0.012	2.0
7.004	7.006	-0.002	6.944	0.012	2.0
10.016	10.012	0.004	10.194	0.014	2.0

3. DISPLAY UNIT WITH TEMPERATURE

STANDARD READING (°C)	UUC READING (°C)	CORRECTION (°C)	VALUE BEFORE ADJUSTMENT	UNCERTAINTY OF MEASUREMENT (± °C)	COVERAGE FACTOR k
25.003	25.0	0.003	---	0.0085	2.0

4. PERCENT SLOPE 100%

UUC : UNIT UNDER CALIBRATION

THE REPORTED UNCERTAINTY OF MEASUREMENT WAS BASED ON A STANDARD UNCERTAINTY MULTIPLIED BY A COVERAGE FACTOR k, PROVIDING A LEVEL OF CONFIDENCE APPROXIMATELY 95%.

END OF CALIBRATION REPORT



CERTIFICATE No : 22M2569

REFERENCE No : 64386-3

PAGE : 1 OF 2

Certificate of Calibration

EQUIPMENT : DIGITAL BALANCE

MANUFACTURER : SARTORIUS

MODEL : BSA224S-CW

SERIAL No : 36591843

ID No : BA 09/61

CONDITION AS RECEIVED : USED ITEM

SUBMITTED BY : S.P.S. CONSULTING SERVICE CO., LTD.
7 SOI PHAHOLYOTHIN 24, PHAHOLYOTHIN RD.,
JOMPOL, CHATUCHAK, BANGKOK 10900

CALIBRATED BY : TETNITHI W.

CALIBRATION DATE : 11-Mar-22

APPROVED BY : 

ISSUED DATE : 17-Mar-22

RECEIVED DATE : 11-Mar-22



CERTIFICATE No : 22M2569

PAGE : 2 OF 2

Calibration Report

EQUIPMENT : DIGITAL BALANCE MODEL : BSA224S-CW
MANUFACTURER : SARTORIUS S/N : 36591843
ID No : BA 09/61 RECEIVED DATE : 11-Mar-22
AIR PRESSURE : 1008mbar \pm 1mbar CALIBRATION DATE : 11-Mar-22
AMBIENT TEMPERATURE : 22°C \pm 1°C RELATIVE HUMIDITY : 51 %RH \pm 10 % RH

CONDITION OF THIS RESULTS OF CALIBRATION

1. THIS INSTRUMENT WAS CALIBRATED BY ACCORDING TO UKAS LAB 14 EDITION 6:2019 BY USING KNOWN WEIGHT STANDARD WEIGHT. THE BALANCE WAS ADJUSTED USING WEIGHT OF QUALITY CALIBRATION TO ADJUST. THE BALANCE HAS NO ZERO TRACKING FUNCTION. REPEATABILITY WAS MEASURED BY USING 10 REPEATED MEASUREMENTS. LINEARITY WAS MEASURED COVERING 10 POINTS, EVENLY SPREAD OVER THE RANGE. THE INSTRUMENT WAS SET ZERO BEFORE PERFORMING THE LINEARITY TEST. OFF-CENTER LOADING WAS MEASURED BY USING STANDARD WEIGHTS PLACED ON THE PAN AND MOVED TO VARIOUS POSITIONS ON THE PAN.

2. REFERENCE STANDARD INSTRUMENTS :-

INSTRUMENT**MODEL****SERIAL No****CERTIFICATE No****DUE DATE**

1) STANDARD WEIGHT SET

E2

QK-I-151

C02210415

09-Feb-23

3. THIS RESULT WAS FOUND ACCURATE AS SHOWN ON DATE AND PLACE OF CALIBRATION ONLY.

4. THIS RESULT EXCLUDE LONG TERM STABILITY OF THE UNIT UNDER CALIBRATION.

5. THIS CERTIFICATE IS TRACEABLE TO THE INTERNATIONAL SYSTEM OF UNIT MAINTAINED AT:-

- NATIONAL INSTITUTE OF METROLOGY (THAILAND) THROUGH CENTRAL BUREAU OF WEIGHTS&MEASURES

RESULT OF CALIBRATION :- WITHOUT ADJUSTMENT

1. ZERO SETTING FUNCTION : NORMAL

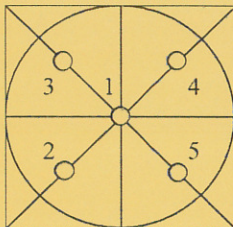
2. TARE FUNCTION : NORMAL

3. REPEATABILITY OF READING AT 200 g WAS 0.000048 g

4. DEPARTURE FROM NOMINAL VALUE/ LINEARITY

NOMINAL VALUE (g)	BALANCE READING (g)	CORRECTION (g)	UNCERTAINTY (\pm g)
0.00	0.0000	0.0000	0.000078
0.10	0.1000	0.0000	0.000078
0.20	0.2000	0.0000	0.000078
0.50	0.5000	0.0000	0.000079
1.00	1.0000	0.0000	0.000079
2.00	2.0000	0.0000	0.000080
5.00	5.0000	0.0000	0.000081
10.00	10.0000	0.0000	0.000084
20.00	20.0000	0.0000	0.000089
50.00	50.0000	0.0000	0.00011
100.00	100.0000	0.0000	0.00019
200.00	199.9999	0.0001	0.00032

5. OFF CENTER LOADING ERROR



POINT	READING (g)
1	99.9999
2	99.9999
3	100.0000
4	99.9999
5	99.9998
OFF-CENTER LOADING	0.0001

NOTE: THIS CALIBRATION WAS CARRIED OUT AT THE CUSTOMER'S PLACE AT PRODUCTION AREA

THE REPORTED UNCERTAINTY OF MEASUREMENT WAS BASED ON A STANDARD UNCERTAINTY MULTIPLIED BY A COVERAGE FACTOR $k=2$, PROVIDING A LEVEL OF CONFIDENCE APPROXIMATELY 95%.

END OF CALIBRATION REPORT

CERT.No.: HS-U017D

Calibration Date : 3 Apr 23
 Submitted by : S.P.S CONSULTING SERVICE CO.,LTD
 7 Soi Phaholyothin 24, Phaholyothin Rd., Jompol,
 Chatuchak, Bangkok, Thailand 10900

Avg Room Temp : 20 °C
 Avg Water Temp : 20 °C
 Air Pressure : 760.00 mmHg
 Salinity : 0 ppt

Model : YSI 5000
 S/N : 15B100751
 Probe : YSI 5010
 S/N : 22D100097
 ID NO. : -
 Air Temp ref : S/N. E00522
 Barometric ref : S/N. E00522
 Water Temp ref : S/N. 11431
 Technician : Kittipong M.


Calibration Details

Calibration Point	100% air sat. (@20 °C, DO = 9.09 mg/l)	(status)	(status)
Measurement 1 (mg/l)	9.08	(PASS)	-
Measurement 2 (mg/l)	9.08	(PASS)	-
Measurement 3 (mg/l)	9.08	(PASS)	-
Measurement 4 (mg/l)	9.08	(PASS)	-
Measurement 5 (mg/l)	9.08	(PASS)	-
Measurement 6 (mg/l)	9.08	(PASS)	-
Measurement 7 (mg/l)	9.08	(PASS)	-
Measurement 8 (mg/l)	9.08	(PASS)	-
Measurement 9 (mg/l)	9.08	(PASS)	-
Measurement 10 (mg/l)	9.08	(PASS)	-
Mean Measurement	9.08	mg/l	-
Inaccuracy	0.01	mg/l	-
Overall Status	(PASS)		

Manufacturer Specification

Accuracy = +/- 0.02 mg/l

- 1) This certificate is issued based on the result that are found as shown on date and place of test only.
- 2) The calibration procedure followed in accordance with Harikul Science Co., Ltd.
- 3) This result shall not be used for advertising purpose.





MAINTENANCE AND TEST CERTIFICATE MODEL

OPTIMA 5300DV

Customer : <u>S.P.S.Consulting Service Co.,Ltd</u>	Date Tested: <u>January 11, 2023</u>	
	Recommendation Recertification	
Address : <u>7 Soi Phaholyothin 24</u>	Period <u>6</u> Months	
<u>Paholyothin Road</u>	Recertification Due: <u>July 11, 2023</u>	
<u>Jompol Chatuchak, Bangkok 1090</u>	Date Last Certified: <u>July 11, 2022</u>	
User Name: <u>K.Phenpha Vipasthawatt</u>	Visit Number: <u>2 of 2</u>	
Phone: <u>083-9269252</u>	PerkinElmer Phone: <u>02-719-6420 ext 206</u>	
Fax: <u>02-513-4221</u>	PerkinElmer Fax: <u>02-318-5597</u>	

CONFIGURATION TESTED		ACCESSORIES/COMPONENT NOT INCLUDED
MODEL	SERIAL NUMBER	
<u>OPTIMA 5300DV</u>	<u>077C7042401</u>	
TESTED EQUIPMENT	CALIBRATION NUMBER	EXPIRATION
<u>IPV Methods</u>		
TEST STANDARD USED	PART NUMBER	EXPIRATION DATE
<u>Multielement Standard</u>	<u>N069-1579</u>	<u>May 30, 2023</u>
<u>Wavecal Solution</u>	<u>N058-2152</u>	<u>February 28, 2023</u>
<u>VIS Wavecal solution</u>	<u>N930-2946</u>	<u>August 30, 2023</u>
<u>Instrument Cal. STD4</u>	<u>N930-0221</u>	<u>November 30, 2023</u>
CUSTOMER SUPPLIED	COMMENTS	CUSTOMER INITIALS
<u>2 % HNO3</u>		
<u>10 % HNO3</u>		



MAINTENANCE AND TEST CERTIFICATE MODEL

OPTIMA 5300DV

SERIAL NUMBER 077C7042401

DATE TESTED January 11, 2023

1. MECHANICAL CHECKS

- | | |
|--|-----------------------------|
| A. Inspect and clean all fans and filters. | <input type="checkbox"/> OK |
| B. Inspect and replace as necessary, all torch components including the RF coil. | <input type="checkbox"/> OK |
| C. Inspect all tubing for sign of clacking or leaking. | <input type="checkbox"/> OK |
| D. Adjust water and gas pressure regulator settings. | <input type="checkbox"/> OK |
| E. Inspect and leak check pneumatics drawers. | <input type="checkbox"/> OK |
| F. Clean the exterior of the instrument. | <input type="checkbox"/> OK |

2. OPTICAL CHECKS

- | | |
|---|-----------------------------|
| A. Inspect and clean all optical components. | <input type="checkbox"/> OK |
| B. As required, check and replace all purgefilters. | <input type="checkbox"/> OK |
| C. Recheck optical alignment. | <input type="checkbox"/> OK |

3. COOLING SYSTEM CHECKS

- | | |
|---|------------------------------|
| A. Perform preventive maintenance on chiller. | <input type="checkbox"/> OK |
| B. Flush out the chiller every year. | <input type="checkbox"/> N/A |

4. PERFORMANCE CHECKS

- | | |
|----------------------------|-----------------------------|
| A. Torch View Alignment. | <input type="checkbox"/> OK |
| B. Wavelength Calibration. | <input type="checkbox"/> OK |



MAINTENANCE AND TEST CERTIFICATE MODEL

OPTIMA 5300DV

SERIAL NUMBER : 077C7042401
DATE TESTED : January 11, 2023

PARAMETER		SPECIFICATION		FINAL VALUE	
Spectral Resolution : UV	As 193.696 nm	≤ 0.007		<u>0.00504</u>	
	Ni 231.604 nm	≤ 0.008		<u>0.00646</u>	
	Ni 341.476 nm	≤ 0.012		<u>0.00768</u>	
Spectral Resolution : VIS	La 408.672 nm	≤ 0.020		<u>0.01597</u>	
	Ba 455.403 nm	≤ 0.025		<u>0.02185</u>	
Precision					
	As 193.656 nm	% RSD	< 1.0	<u>0.89</u>	%
	Zn 213.856 nm	% RSD	< 1.0	<u>0.77</u>	%
	Mn 257.610 nm	% RSD	< 1.0	<u>0.51</u>	%
	La 379.478 nm	% RSD	< 1.0	<u>0.44</u>	%
	Ba 455.403 nm	% RSD	< 1.0	<u>0.44</u>	%
	Ba 493.408 nm	% RSD	< 1.0	<u>0.46</u>	%
Detection Limits : Axial	Tl 190.080 nm	3(sd)		<u>4.04</u>	ppb
	As 193.696 nm	3(sd)		<u>3.58</u>	ppb
	Pb 220.353 nm	3(sd)		<u>1.90</u>	ppb
Detection Limits : Radial	As 193.696 nm	3(sd)		<u>47.72</u>	ppb
	Zn 213.856 nm	3(sd)		<u>1.02</u>	ppb
	Mn 257.610 nm	3(sd)		<u>0.68</u>	ppb
	La 379.478 nm	3(sd)		<u>1.43</u>	ppb
	Ba 455.403 nm	3(sd)		<u>0.10</u>	ppb
	Ba 493.408 nm	3(sd)		<u>0.36</u>	ppb
BEC : Axial (IB X 500)/(IS-IB)	Cd 226.502 nm	≤ 150 ppb		<u>58.36</u>	
BEC : Radial (IB X 1000)/(IS-IB)	Mn 257.610 nm	≤ 45 ppb		<u>104142.80</u>	



MAINTENANCE AND TEST CERTIFICATE MODEL

OPTIMA 5300DV

SERIAL NUMBER 077C7042401**DATE TESTED** January 11, 2023**Remarks :**

Commissioning follow as commissioning performance sheets.

This is to certify that the above tests have been performed and the configuration tested

☒

meets


☐

does not meet

the PerkinElmer Specifications listed on this certificate.

This certificate does not modify PerkinElmer's standard terms and condition of sale, including warranty terms.

Service Department PerkinElmer Ltd.

Authorized Representative:

(Mr. Wiphan Promlumda)

Service Engineer

คุณภาพอากาศในสถานประกอบการ



บริษัท เอส.พี.เอส. คอนซัลติ้ง เซอร์วิส จำกัด
S.P.S. CONSULTING SERVICE CO., LTD.
7 ซอยพหลโยธิน 24 ถนนพหลโยธิน แขวงจอมพล เขตจตุจักร กรุงเทพฯ 10900
7 Soi Phaholyothin 24, Phaholyothin Rd., Jompol, Chatuchak, Bangkok 10900
Tel : (662) 939-4370-72, Fax : (662) 513-4221, E-mail : sale@spscon.com., www.spscon.com

Personal Pump Calibration Report

Calibration Method : Dry Cal Primary Flowmeter

Model : Defender 510-H

S/N : 136164

Environmental Conditions

Temperature : 25 \pm 3 $^{\circ}$ C
Pressure : 1010 \pm 15 mmbar

Personal Pump Data				Calibration Data								
No.	Brand	Model	Serial No.	Date	Flow Rate (ml/min)						Value From Calibration Curve	
					Setting			Actual (Q std.)			y	R ²
					1	2	3	1	2	3		
B41	SKC	224-PCXR4	612669	07/04/2023	1,000	1,500	2,000	997	1,496	1,991	0.998x - 1.396	1.000
B42	SKC	224-PCXR4	626041	10/04/2023	1,000	1,500	2,000	1,006	1,496	1,992	0.988x + 14.223	1.000
B43	SKC	224-PCXR4	034636	07/04/2023	1,000	1,500	2,000	1,001	1,503	1,993	0.992x + 8.810	1.000
B44	SKC	224-PCXR8	529341	10/04/2023	1,000	1,500	2,000	1,000	1,499	2,005	1.008x - 14.358	1.000
B45	SKC	224-PCXR8	529594	10/04/2023	1,000	1,500	2,000	998	1,506	1,987	0.990x + 12.580	1.000
B46	SKC	224-PCXR8	566743	05/04/2023	1,000	1,500	2,000	996	1,502	2,000	1.012x - 26.902	0.999
B47	SKC	224-PCXR8	566747	07/04/2023	1,000	1,500	2,000	998	1,501	2,002	1.014x - 27.552	0.999
B48	SKC	224-PCXR8	566753	10/04/2023	1,000	1,500	2,000	998	1,493	1,996	0.997x - 0.359	1.000
B49	SKC	224-PCXR8	566780	05/04/2023	1,000	1,500	2,000	1,007	1,501	2,007	1.011x - 19.156	0.999
B50	SKC	224-PCXR8	500400	07/04/2023	1,000	1,500	2,000	1,004	1,495	2,004	1.000x - 1.663	1.000
B51	SKC	224-PCXR8	500363	04/04/2023	1,000	1,500	2,000	997	1,502	1,998	1.008x - 21.322	0.999
B52	SKC	224-PCXR8	093186	05/04/2023	1,000	1,500	2,000	993	1,493	1,995	1.000x - 6.106	1.000
B53	SKC	224-PCXR8	707670	05/04/2023	1,000	1,500	2,000	1,000	1,498	2,002	1.009x - 18.883	0.999
B54	SKC	224-PCXR3	509821	05/04/2023	1,000	1,500	2,000	995	1,500	2,001	1.016x - 32.482	0.999
B55	SKC	224-PCXR3	510710	10/04/2023	1,000	1,500	2,000	998	1,497	1,992	0.996x - 0.191	1.000
B56	SKC	224-PCXR3	511450	05/04/2023	1,000	1,500	2,000	1,003	1,501	2,003	1.005x - 8.081	1.000
B57	SKC	224-PCXR3	510798	05/04/2023	1,000	1,500	2,000	999	1,490	2,000	1.001x - 2.920	1.000
B58	SKC	224-PCXR3	509852	10/04/2023	1,000	1,500	2,000	1,002	1,496	1,998	1.004x - 15.922	0.999
B59	SKC	224-PCXR3	509862	10/04/2023	1,000	1,500	2,000	998	1,501	1,996	0.996x + 4.471	1.000
B60	SKC	224-PCXR3	512655	07/04/2023	1,000	1,500	2,000	1,003	1,499	2,004	1.005x - 9.971	1.000
B61	SKC	224-PCXR3	503915	10/04/2023	1,000	1,500	2,000	993	1,488	1,999	1.007x - 15.934	1.000
B62	SKC	224-PCXR3	505975	10/04/2023	1,000	1,500	2,000	1,001	1,495	1,997	1.000x - 4.802	1.000
B63	SKC	224-PCXR3	511432	07/04/2023	1,000	1,500	2,000	993	1,500	2,000	1.015x - 32.709	0.999
B64	SKC	224-PCXR3	508302	05/04/2023	1,000	1,500	2,000	998	1,491	1,987	0.989x + 9.855	1.000
B65	SKC	224-PCXR3	508310	10/04/2023	1,000	1,500	2,000	998	1,502	2,005	1.012x - 20.596	1.000
B66	SKC	224-PCXR3	509861	10/04/2023	1,000	1,500	2,000	1,000	1,492	1,992	0.990x + 10.912	1.000
B67	SKC	224-PCXR3	506295	07/04/2023	1,000	1,500	2,000	993	1,506	2,002	1.007x - 13.999	1.000
B68	SKC	224-PCXR3	505872	05/04/2023	1,000	1,500	2,000	998	1,488	1,997	0.998x - 1.743	1.000
B69	SKC	224-PCXR3	508375	04/04/2023	1,000	1,500	2,000	1,004	1,502	2,002	1.009x - 18.897	0.999
B70	SKC	224-PCXR3	510623	05/04/2023	1,000	1,500	2,000	994	1,505	1,998	1.004x - 8.846	1.000
B71	SKC	224-PCXR3	508367	10/04/2023	1,000	1,500	2,000	994	1,503	2,003	1.011x - 23.544	0.999
B72	SKC	224-PCXR3	505977	10/04/2023	1,000	1,500	2,000	1,005	1,493	1,992	0.988x + 13.309	1.000
B73	SKC	224-PCXR3	512606	05/04/2023	1,000	1,500	2,000	1,000	1,504	2,004	1.008x - 14.506	1.000
B74	SKC	224-PCXR3	505993	05/04/2023	1,000	1,500	2,000	997	1,497	1,996	1.001x - 7.514	1.000
B75	SKC	224-PCXR3	509820	07/04/2023	1,000	1,500	2,000	997	1,496	1,992	0.997x + 0.195	1.000
B76	SKC	224-PCXR3	509811	05/04/2023	1,000	1,500	2,000	995	1,498	1,999	1.004x - 11.212	1.000
B77	SKC	224-PCXR3	508301	10/04/2023	1,000	1,500	2,000	1,003	1,502	2,004	1.013x - 23.811	0.999
B78	SKC	224-PCXR3	510677	04/04/2023	1,000	1,500	2,000	997	1,505	2,000	1.007x - 16.113	0.999
B79	SKC	224-PCXR3	510920	10/04/2023	1,000	1,500	2,000	996	1,495	1,993	0.998x - 1.232	1.000

Calibrated by :

Approved by :



บริษัท เอส.พี.เอส. คอนซัลติ้ง เซอร์วิส จำกัด
S.P.S. CONSULTING SERVICE CO., LTD.
 7 ซอยพหลโยธิน 24 ถนนพหลโยธิน แขวงจอมพล เขตจตุจักร กรุงเทพฯ 10900
 7 Soi Phaholyothin 24, Phaholyothin Rd., Jompol, Chatuchak, Bangkok 10900
 Tel : (662) 939-4370-72, Fax : (662) 513-4221, E-mail : sale@spscon.com., www.spscon.com

Personal Pump Calibration Report

Calibration Method : Dry Cal Primary Flowmeter

Model : Defender 510-H

S/N : 136164

Environmental Conditions

Temperature : 25 \pm 3 $^{\circ}\text{C}$
 Pressure : 1010 \pm 15 mmbar

Personal Pump Data				Calibration Data								
No.	Brand	Model	Serial No.	Date	Flow Rate (ml/min)						Value From Calibration Curve	
					Setting			Actual (Q std.)				
					1	2	3	1	2	3	y	R²
B80	SKC	224-PCXR3	504569	05/04/2023	1,000	1,500	2,000	1,003	1,498	2,003	1.011x – 22.431	0.999
B81	SKC	224-PCXR3	503480	05/04/2023	1,000	1,500	2,000	995	1,500	2,001	1.016x – 32.797	0.999
B82	SKC	224-PCXR3	505673	05/04/2023	1,000	1,500	2,000	995	1,496	1,997	1.003x – 7.259	1.000
B83	SKC	224-PCXR3	510785	05/04/2023	1,000	1,500	2,000	1,007	1,498	2,001	1.006x – 13.816	0.999
B84	SKC	224-PCXR3	508333	10/04/2023	1,000	1,500	2,000	995	1,498	1,993	0.998x – 1.970	1.000
B85	SKC	224-PCXR3	505757	10/04/2023	1,000	1,500	2,000	996	1,500	2,000	1.004x – 12.009	1.000
B86	SKC	224-PCXR3	512625	05/04/2023	1,000	1,500	2,000	1,011	1,501	2,005	1.002x – 3.877	0.999
B87	SKC	224-PCXR3	504324	05/04/2023	1,000	1,500	2,000	999	1,495	1,998	0.999x + 0.606	1.000
B88	SKC	224-PCXR3	508307	05/04/2023	1,000	1,500	2,000	997	1,497	1,992	0.994x + 4.682	1.000
B89	SKC	224-PCXR3	509860	05/04/2023	1,000	1,500	2,000	1,001	1,498	2,002	1.007x – 13.92	1.000
B90	SKC	224-PCXR3	508366	05/04/2023	1,000	1,500	2,000	995	1,507	1,998	1.004x – 9.640	1.000
B91	SKC	224-PCXR3	510919	04/04/2023	1,000	1,500	2,000	1,003	1,500	1,995	0.988x + 13.505	1.000
B92	SKC	224-PCXR3	510987	05/04/2023	1,000	1,500	2,000	1,003	1,503	1,998	0.997x + 5.125	1.000
B93	SKC	224-PCXR3	509845	10/04/2023	1,000	1,500	2,000	996	1,498	2,003	1.007x – 13.628	1.000
B94	SKC	224-PCXR8	A127871	04/04/2023	1,000	1,500	2,000	1,001	1,495	2,003	1.006x – 18.746	0.999
B95	SKC	224-PCXR8	A127921	03/04/2023	1,000	1,500	2,000	995	1,504	2,001	1.013x – 26.112	0.999
B96	SKC	224-PCXR8	A127942	07/04/2023	1,000	1,500	2,000	999	1,499	1,997	1.000x – 2.010	1.000
B97	SKC	224-PCXR8	A127955	07/04/2023	1,000	1,500	2,000	1,006	1,503	2,005	1.011x – 18.638	0.999
B98	SKC	224-PCXR8	A127956	07/04/2023	1,000	1,500	2,000	994	1,497	1,998	1.005x – 11.436	1.000

Calibrated by :

Approved by :



บริษัท เอส.พี.เอส. คอนซัลติ้ง เซอร์วิส จำกัด
S.P.S. CONSULTING SERVICE CO., LTD.
7 ซอยพหลโยธิน 24 ถนนพหลโยธิน แขวงจอมพล เขตจตุจักร กรุงเทพฯ 10900
7 Soi Phaholyothin 24. Phaholyothin Rd., Jompol, Chatuchak, Bangkok 10900
Tel : (662) 939-4370-72. Fax : (662) 513-4221. E-mail : sale@spscon.com.. www.spscon.com

Rotameter Calibration Report (For Personal Pump High Flow Adjust)

Calibration Method : Dry Cal Primary Flowmeter

Model : Defender 510-H

S/N : 136164

Calibration Data

Rotameter Data			Calibration Data								
No.	Brand	Model	Date	Flow Rate (ml/min)						Value From Calibration Curve	
				Flow Rate (Reading)			Actual (Q std.)				
				1	2	3	1	2	3	y	R ²
H-B01	Dwyer	VFB-65	05/04/2023	500	1,000	2,000	506.9	990.3	1974.3	0.989x + 9.271	1.000
H-B02	Dwyer	VFB-65	04/04/2023	500	1,000	2,000	495.3	999.1	1996.1	0.994x + 4.127	1.000
H-B03	Dwyer	VFB-65	07/04/2023	500	1,000	2,000	497.5	988.1	2009.6	1.003x - 14.485	0.999
H-B04	Dwyer	VFB-65	07/04/2023	500	1,000	2,000	501.2	1000.3	2006.5	0.997x - 1.216	1.000
H-B05	Dwyer	VFB-65	07/04/2023	500	1,000	2,000	500.2	999.6	1974.3	0.980x + 21.307	0.999
H-B06	Dwyer	VFB-65	07/04/2023	500	1,000	2,000	504.3	996.2	1984.0	1.004x - 6.770	1.000
H-B07	Dwyer	VFB-65	04/04/2023	500	1,000	2,000	502.3	990.7	2016.7	1.001x - 1.154	1.000
H-B08	Dwyer	VFB-65	05/04/2023	500	1,000	2,000	500.2	1000.6	1979.8	0.995x + 5.040	0.999
H-B09	Dwyer	VFB-65	07/04/2023	500	1,000	2,000	504.4	1007.4	2010.7	0.993x + 15.376	1.000
H-B10	Dwyer	VFB-65	10/04/2023	500	1,000	2,000	495.7	1001.6	2009.2	0.996x + 3.956	1.000

Calibrated by :

Approved by :



บริษัท เอส.พี.เอส. คอนซัลติ้ง เซอร์วิส จำกัด
S.P.S. CONSULTING SERVICE CO., LTD.
7 ซอยพหลโยธิน 24 ถนนพหลโยธิน แขวงจอมพล เขตจตุจักร กรุงเทพฯ 10900
7 Soi Phaholyothin 24, Phaholyothin Rd., Jompol, Chatuchak, Bangkok 10900
Tel : (662) 939-4370-72, Fax : (662) 513-4221, E-mail : sale@spscon.com., www.spscon.com

Rotameter Calibration Report (For Personal Pump Low Flow Adjust)

Calibration Method : Dry Cal Primary Flowmeter

Model : Defender 510-H

S/N : 136164

Rotameter Data			Calibration Data								
No.	Brand	Model	Date	Flow Rate (ml/min)						Value From Calibration Curve	
				Flow Rate (Reading)			Actual (Q std.)				
				1	2	3	1	2	3	y	R²
L-B01	Dwyer	VFA-21	05/04/2023	50	100	200	50.3	98.7	198.9	0.986x + 0.859	1.000
L-B02	Dwyer	VFA-21	04/04/2023	50	100	200	50.6	99.8	198.3	0.995x + 0.956	0.999
L-B03	Dwyer	VFA-21	07/04/2023	50	100	200	50.4	99.6	197.9	1.009x - 1.350	1.000
L-B04	Dwyer	VFA-21	07/04/2023	50	100	200	49.5	102.0	200.7	1.012x - 0.487	1.000
L-B05	Dwyer	VFA-21	07/04/2023	50	100	200	50.9	98.9	201.2	0.998x + 1.040	0.999
L-B06	Dwyer	VFA-21	07/04/2023	50	100	200	50.8	99.7	202.8	1.009x + 0.150	1.000
L-B07	Dwyer	VFA-21	04/04/2023	50	100	200	49.0	101.2	200.5	1.014x - 1.381	1.000
L-B08	Dwyer	VFA-21	05/04/2023	50	100	200	50.2	102.1	197.7	0.997x + 0.307	1.000
L-B09	Dwyer	VFA-21	07/04/2023	50	100	200	50.8	99.6	201.1	0.990x + 2.095	0.999
L-B10	Dwyer	VFA-21	10/04/2023	50	100	200	51.0	99.0	203.2	1.005x + 0.453	1.000

Calibrated by :

Approved by :



QUALITY CALIBRATION CO.,LTD.

235 Petchkasem 63/2 Road, Laksong, Bangkae, Bangkok 10160

Tel (662) 421-5402, (662) 444-0152-3, Fax (662) 809-4584

www.qcalibration.com



CERTIFICATE No : 23M2441

REFERENCE No : 68471-1

PAGE : 1 OF 2

Certificate of Calibration

EQUIPMENT : DIGITAL BALANCE

MANUFACTURER : METTLER TOLEDO

MODEL : XS105DU

SERIAL No : 1126422905

ID No : BA 05/50

CONDITION AS RECEIVED : USED ITEM

SUBMITTED BY : S.P.S. CONSULTING SERVICE CO., LTD.
7 SOI PHAHOLYOTHIN 24, PHAHOLYOTHIN RD.,
JOMPOL, CHATUCHAK, BANGKOK 10900

CALIBRATED BY : ATSAWIN Y.

CALIBRATION DATE : 10-Mar-23

APPROVED BY :

ISSUED DATE : 16-Mar-23

RECEIVED DATE : 10-Mar-23

THIS CERTIFICATE MAY NOT BE REPRODUCED OTHER THAN IN FULL EXCEPT WITH THE PRIOR WRITTEN APPROVAL OF
QUALITY CALIBRATION CO., LTD.



CERTIFICATE No : 23M2441

PAGE : 2 OF 2

Calibration Report

EQUIPMENT : DIGITAL BALANCE MODEL : XS105DU
MANUFACTURER : METTLER TOLEDO S/N : 1126422905
ID No : BA 05/50 RECEIVED DATE : 10-Mar-23
AIR PRESSURE : 1010mbar \pm 1mbar CALIBRATION DATE : 10-Mar-23
AMBIENT TEMPERATURE : 23° C \pm 1° C RELATIVE HUMIDITY : 49 %RH \pm 10 % RH

CONDITION OF THIS RESULTS OF CALIBRATION

1. THIS INSTRUMENT WAS CALIBRATED BY ACCORDING TO UKAS LAB 14 EDITION 6:2019 BY USING KNOWN WEIGHT STANDARD WEIGHT. THE BALANCE WAS NOT ADJUSTED BEFORE CALIBRATION. THE BALANCE HAS NO ZERO TRACKING FUNCTION. REPEATABILITY WAS MEASURED BY USING 10 REPEATED MEASUREMENTS. LINEARITY WAS MEASURED COVERING 10 POINTS, EVENLY SPREAD OVER THE RANGE. THE INSTRUMENT WAS SET ZERO BEFORE PERFORMING THE LINEARITY TEST. OFF-CENTER LOADING WAS MEASURED BY USING STANDARD WEIGHTS PLACED ON THE PAN AND MOVED TO VARIOUS POSITIONS ON THE PAN.

2. REFERENCE STANDARD INSTRUMENTS :-

INSTRUMENT	MODEL	SERIAL No	CERTIFICATE No	DUE DATE
1) STANDARD WEIGHT SET	E2	QK-I-151	M2302013S	02-Feb-25
2) STANDARD WEIGHT	E2	15843	M2302014S	02-Feb-25

3. THIS RESULT WAS FOUND ACCURATE AS SHOWN ON DATE AND PLACE OF CALIBRATION ONLY.

4. THIS RESULT EXCLUDE LONG TERM STABILITY OF THE UNIT UNDER CALIBRATION.

5. THIS CERTIFICATE IS TRACEABLE TO THE INTERNATIONAL SYSTEM OF UNIT MAINTAINED AT:-

- NATIONAL INSTITUTE OF METROLOGY (THAILAND) THROUGH CENTRAL BUREAU OF WEIGHTS&MEASURES

RESULT OF CALIBRATION :- WITHOUT ADJUSTMENT

1. ZERO SETTING FUNCTION : NORMAL

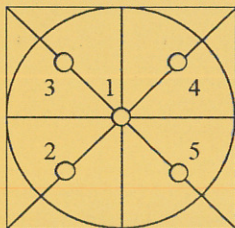
2. TARE FUNCTION : NORMAL

3. REPEATABILITY OF READING AT 200 g WAS 0 g

4. DEPARTURE FROM NOMINAL VALUE/ LINEARITY

NOMINAL VALUE (g)	BALANCE READING (g)	CORRECTION (g)	UNCERTAINTY (\pm g)
0.00	0.00000	0.00000	0.000039
0.02	0.02000	0.00000	0.000039
0.10	0.10000	0.00000	0.000039
0.20	0.20001	-0.00001	0.000040
0.50	0.50001	-0.00001	0.000040
1.00	1.00000	0.00000	0.000041
2.00	2.00003	-0.00003	0.000042
5.00	5.00001	-0.00001	0.000046
10.00	10.00003	-0.00003	0.000053
20.00	20.00005	-0.00005	0.000067
50.00	50.00001	-0.00001	0.00011
100.00	100.00001	-0.00001	0.00019
200.00	200.00001	-0.00001	0.00032

5. OFF CENTER LOADING ERROR



POINT	READING (g)
1	50.0000
2	50.0001
3	50.0000
4	50.0000
5	49.9999
OFF-CENTER LOADING	0.0001

NOTE: THIS CALIBRATION WAS CARRIED OUT AT THE CUSTOMER'S PLACE AT LABORATORY AREA

THE REPORTED UNCERTAINTY OF MEASUREMENT WAS BASED ON A STANDARD UNCERTAINTY MULTIPLIED BY A COVERAGE FACTOR $k=2$, PROVIDING A LEVEL OF CONFIDENCE APPROXIMATELY 95%.

END OF CALIBRATION REPORT



MAINTENANCE AND TEST CERTIFICATE MODEL

OPTIMA 5300DV

Customer : <u>S.P.S.Consulting Service Co.,Ltd</u>	Date Tested: <u>January 11, 2023</u>	
	Recommendation Recertification	
Address : <u>7 Soi Phaholyothin 24</u>	Period <u>6</u> Months	
<u>Paholyothin Road</u>	Recertification Due: <u>July 11, 2023</u>	
<u>Jompol Chatuchak, Bangkok 1090</u>	Date Last Certified: <u>July 11, 2022</u>	
User Name: <u>K.Phenpha Vipasthawatt</u>	Visit Number: <u>2 of 2</u>	
Phone: <u>083-9269252</u>	PerkinElmer Phone: <u>02-719-6420 ext 206</u>	
Fax: <u>02-513-4221</u>	PerkinElmer Fax: <u>02-318-5597</u>	

CONFIGURATION TESTED		ACCESSORIES/COMPONENT NOT INCLUDED
MODEL	SERIAL NUMBER	
<u>OPTIMA 5300DV</u>	<u>077C7042401</u>	
TESTED EQUIPMENT	CALIBRATION NUMBER	EXPIRATION
<u>IPV Methods</u>		
TEST STANDARD USED	PART NUMBER	EXPIRATION DATE
<u>Multielement Standard</u>	<u>N069-1579</u>	<u>May 30, 2023</u>
<u>Wavecal Solution</u>	<u>N058-2152</u>	<u>February 28, 2023</u>
<u>VIS Wavecal solution</u>	<u>N930-2946</u>	<u>August 30, 2023</u>
<u>Instrument Cal. STD4</u>	<u>N930-0221</u>	<u>November 30, 2023</u>
CUSTOMER SUPPLIED	COMMENTS	CUSTOMER INITIALS
<u>2 % HNO3</u>		
<u>10 % HNO3</u>		



MAINTENANCE AND TEST CERTIFICATE MODEL

OPTIMA 5300DV

SERIAL NUMBER 077C7042401

DATE TESTED January 11, 2023

1. MECHANICAL CHECKS

- | | |
|--|-----------------------------|
| A. Inspect and clean all fans and filters. | <input type="checkbox"/> OK |
| B. Inspect and replace as necessary, all torch components including the RF coil. | <input type="checkbox"/> OK |
| C. Inspect all tubing for sign of clacking or leaking. | <input type="checkbox"/> OK |
| D. Adjust water and gas pressure regulator settings. | <input type="checkbox"/> OK |
| E. Inspect and leak check pneumatics drawers. | <input type="checkbox"/> OK |
| F. Clean the exterior of the instrument. | <input type="checkbox"/> OK |

2. OPTICAL CHECKS

- | | |
|---|-----------------------------|
| A. Inspect and clean all optical components. | <input type="checkbox"/> OK |
| B. As required, check and replace all purgefilters. | <input type="checkbox"/> OK |
| C. Recheck optical alignment. | <input type="checkbox"/> OK |

3. COOLING SYSTEM CHECKS

- | | |
|---|------------------------------|
| A. Perform preventive maintenance on chiller. | <input type="checkbox"/> OK |
| B. Flush out the chiller every year. | <input type="checkbox"/> N/A |

4. PERFORMANCE CHECKS

- | | |
|----------------------------|-----------------------------|
| A. Torch View Alignment. | <input type="checkbox"/> OK |
| B. Wavelength Calibration. | <input type="checkbox"/> OK |



MAINTENANCE AND TEST CERTIFICATE MODEL

OPTIMA 5300DV

SERIAL NUMBER : 077C7042401
DATE TESTED : January 11, 2023

PARAMETER		SPECIFICATION		FINAL VALUE	
Spectral Resolution : UV	As 193.696 nm	≤ 0.007		<u>0.00504</u>	
	Ni 231.604 nm	≤ 0.008		<u>0.00646</u>	
	Ni 341.476 nm	≤ 0.012		<u>0.00768</u>	
Spectral Resolution : VIS	La 408.672 nm	≤ 0.020		<u>0.01597</u>	
	Ba 455.403 nm	≤ 0.025		<u>0.02185</u>	
Precision					
	As 193.656 nm	% RSD	< 1.0	<u>0.89</u>	%
	Zn 213.856 nm	% RSD	< 1.0	<u>0.77</u>	%
	Mn 257.610 nm	% RSD	< 1.0	<u>0.51</u>	%
	La 379.478 nm	% RSD	< 1.0	<u>0.44</u>	%
	Ba 455.403 nm	% RSD	< 1.0	<u>0.44</u>	%
	Ba 493.408 nm	% RSD	< 1.0	<u>0.46</u>	%
Detection Limits : Axial	Tl 190.080 nm	3(sd)		<u>4.04</u>	ppb
	As 193.696 nm	3(sd)		<u>3.58</u>	ppb
	Pb 220.353 nm	3(sd)		<u>1.90</u>	ppb
Detection Limits : Radial	As 193.696 nm	3(sd)		<u>47.72</u>	ppb
	Zn 213.856 nm	3(sd)		<u>1.02</u>	ppb
	Mn 257.610 nm	3(sd)		<u>0.68</u>	ppb
	La 379.478 nm	3(sd)		<u>1.43</u>	ppb
	Ba 455.403 nm	3(sd)		<u>0.10</u>	ppb
	Ba 493.408 nm	3(sd)		<u>0.36</u>	ppb
BEC : Axial (IB X 500)/(IS-IB)	Cd 226.502 nm	≤ 150 ppb		<u>58.36</u>	
BEC : Radial (IB X 1000)/(IS-IB)	Mn 257.610 nm	≤ 45 ppb		<u>104142.80</u>	



MAINTENANCE AND TEST CERTIFICATE MODEL

OPTIMA 5300DV

SERIAL NUMBER 077C7042401**DATE TESTED** January 11, 2023**Remarks :**

Commissioning follow as commissioning performance sheets.

This is to certify that the above tests have been performed and the configuration tested

☒

meets

☐

does not meet

the PerkinElmer Specifications listed on this certificate.

This certificate does not modify PerkinElmer's standard terms and condition of sale,
including warranty terms.

Service Department PerkinElmer Ltd.

Authorized Representative:

(



Service Engineer



Certificate of Calibration

Aquion : Anion (ID#894)

This certificate is to verify that instrument below are calibrated
by Archemica Lab Co.,Ltd.

AQUION S/N : 190840059


AS-DV S/N : 190915235

for

S.P.S. Consulting Service Co., Ltd.

ARCHEMICA LAB
บริษัท อาร์เคมีกา แล็บ จำกัด
ARCHEMICA LAB CO.,LTD

Operator Signature



Date : Jul 3, 2023

ระดับเสียงในสถานประกอบการ

THAILAND INSTITUTE OF SCIENTIFIC AND TECHNOLOGICAL RESEARCH (TISTR)

Request No. 21-66/0413

MTC No. EEL. BP. 109/0366

CALIBRATION CERTIFICATE

Submitted by : S.P.S. Consulting Service Co.,Ltd.

Address : 7 Soi Phaholyothin 24, Phaholyothin Road, Jompol, Chatuchak, Bangkok 10900.

Calibrated at : Electrical and Electronic Standards Laboratory, Industrial Metrology and Testing Service Centre.
: Soi 1C, Bangpoo Industrial Estate, Sukhumvit Rd., Muang, Samutprakan 10280.

Instrument Calibrated :

Description : Sound Calibrator

Manufacturer : ACO

Model : 2127

Serial No. : 130006

Ambient Environment

Temperature : $(23 \pm 3) ^\circ\text{C}$

Relative Humidity : $(50 \pm 15) \%$

Ambient Pressure : $(101.325 \pm 1.500) \text{ kPa}$

Standards used : 1. Digital Function Synthesizer NF Electronic DF-193A S/N 122037.
2. Measuring Amplifier Bruel&Kjaer 2636 S/N 1537484.
3. Programmable Attenuator Tamagawa TPA-303A S/N OF 2214.
4. Digital Multimeter Agilent 34401A S/N MY44005560.
5. Pressure Transmitter Vaisala PTB202AD S/N T0650001.
6. Audio Analyzer Keithley 2015-P S/N 4106495.
7. Condenser Microphone Bruel&Kjaer 4180 S/N 2889871.

Calibration Procedure: CP-102-04 based on IEC 60942-2003. The sound pressure level of instrument was measured by standard microphone using an insert voltage technique.

This instrument has been calibrated against standards maintained at Electrical and Electronic Standards Laboratory (EEL), which are traceable to the International System of Units through the National Institute of Metrology (Thailand).

The information on actual reading is attached herewith and the uncertainty limits quoted refer to the measured values only.

Date of Receipt : 27 Mar. 2023

Date of Calibration : 29 Mar. 2023

1 / 2

The results relate only to the items tested/calibrated or value assigned.

Advertising the Report/Certificate and publicity of the results except in full are prohibited unless written permission is obtained from the governor of TISTR.

FM.BL.MTC.002 Rev.4

Head Office
35 Mu 3 Tambon Khlong Ha, Amphoe Khlong Luang,
Changwat Pathumthani 12120, Thailand
Tel. (66) 0 2577 9000
Fax. (66) 0 2577 9009
E-mail : rumpai@tistr.or.th Website:www.tistr.or.th

Office/Laboratory
Soi 1C, Bangpoo Industrial Estate, Sukhumvit Road,
Amphoe Muang, Changwat Samutprakan 10280, Thailand
Tel. (66) 0 2323 1672-80 ext. 115, 116
Fax. (66) 0 2323 9165
E-mail : mtc@tistr.or.th

Office
196 Phahonyothin Road, Chatuchak, Bangkok 10900,
Thailand
Tel. (66) 0 2579 1121-30 ext. 5219, 5225, 5217
Fax. (66) 0 2579 8592
E-mail : sumalee@tistr.or.th

THAILAND INSTITUTE OF SCIENTIFIC AND TECHNOLOGICAL RESEARCH (TISTR)

Request No. 21-66/0413

MTC No. EEL. BP. 109/0366

The reported expanded uncertainty is based upon a standard uncertainty multiplied by a coverage factor $k = 2$, providing a level of confidence of approximately 95%.

Nominal Output of Unit Under Test = 94 dB re 20 μ Pa at 1000 Hz

Acoustic Output in dB re 20 μ Pa, Corrected to Reference Conditions : 101.325 kPa, 23.0°C and 50 %RH

1. Sound Pressure Level

Standard Microphone Type	Measured Sound Pressure Level (dB)	Deviated value (dB)	Uncertainty (dB)	Tolerance limit IEC60942:2003 Class 1
1/2 inch Bruel&Kjaer 4180	93.94	-0.06	± 0.10	± 0.40 dB

2. Frequency

Standard Microphone Type	Measured Frequency (Hz)	Deviated value (Hz)	Uncertainty (Hz)	Tolerance limit IEC60942:2003 Class 1
1/2 inch Bruel&Kjaer 4180	999.9	-0.1	± 1.5	$\pm 1.0\%$

3. Total distortion

Standard Microphone Type	Measured Total distortion (%)	Uncertainty (%)	Tolerance limit IEC60942:2003 Class 1
1/2 inch Bruel&Kjaer 4180	1.80	± 0.50	$\pm 3.0\%$

Note : 1. No adjustment.


2. The calibrator pressure correction was not included.

3. The microphone volume correction was not included.

Calibrated by :



Approved by :



Electrical and Electronic Standards Laboratory

Industrial Metrology and Testing Service Centre

Date of Calibration : 29 Mar. 2023

Date of Issue : 30 Mar. 2023

Ref : 2011266032701228001

End of Certificate

2 / 2

The results relate only to the items tested/calibrated or value assigned.

Advertising the Report/Certificate and publicity of the results except in full are prohibited unless written permission is obtained from the governor of TISTR.

FM.BL.MTC.002 Rev.4

Head Office

35 Mu 3 Tambon Khlong Ha, Amphoe Khlong Luang,
Changwat Pathumthani 12120, Thailand
Tel. (66) 0 2577 9000
Fax. (66) 0 2577 9009
E-mail : rumpai@tistr.or.th Website:www.tistr.or.th

Office/Laboratory

Soi 1C, Bangpoo Industrial Estate, Sukhumvit Road,
Amphoe Muang, Changwat Samutprakan 10280, Thailand
Tel. (66) 0 2323 1672-80 ext. 115, 116
Fax. (66) 0 2323 9165
E-mail : mtc@tistr.or.th

Office

196 Phahonyothin Road, Chatuchak, Bangkok 10900,
Thailand
Tel. (66) 0 2579 1121-30 ext. 5219, 5225, 5217
Fax. (66) 0 2579 8592
E-mail : sumalee@tistr.or.th



บริษัท เอส.พี.เอส. คอนซัลติ้ง เซอร์วิส จำกัด
S.P.S. CONSULTING SERVICE CO., LTD.
7 ซอยพหลโยธิน 24 ถนนพหลโยธิน แขวงจอมพล เขตจตุจักร กรุงเทพฯ 10900
7 Soi Phaholyothin 24, Phaholyothin Rd., Jompol, Chatuchak, Bangkok 10900
Tel : (662) 939-4370-72, Fax : (662) 513-4221, E-mail : sale@spscon.com., www.spscon.com

Noise B_119/23

Sound Level Meter Calibration Report


Acoustic Calibrator Data

Brand	ACO	Number	AC 03/56
Model	2127	Serial No.	130006
Calibration Range	94 dB, 1000 Hz	Last Calibration	28 April 2022
		Due Date	28 April 2023


Calibration Data

Sound Level Meter Data				Calibration Data		
SLM No.	Brand	Model	Serial No.	Date	Actual Reading [dB]	
					Before Adjustment	After Adjustment
ACO-B18	ACO	6236	00172048	04 April 2023	93.9	94.0
ACO-R40	ACO	6236	00192052	04 April 2023	94.0	94.0
ACO-R41	ACO	6236	00192053	04 April 2023	94.0	94.0
ACO-R50	ACO	6236	00192062	04 April 2023	94.0	94.0
Acoustic Certified Value : Thailand Institute of Scientific and Technological Research (TISTR)					93.93 \pm 0.10 dB	

Calibrated by :



Approved by :



Request No. 21-65/0760

MTC No. EEL. BP. 24/0965

CALIBRATION CERTIFICATE

Submitted by : S.P.S. CONSULTING SERVICE CO., LTD.

Address : 7 Soi Phaholyothin 24, Phaholyothin Road, Jompol, Chatuchak, Bangkok 10900.

Calibrated at : Electrical and Electronic Standards Laboratory, Industrial Metrology and Testing Service Centre.
: Soi 1C, Bangpoo Industrial Estate, Sukhumvit Rd., Muang, Samutprakan 10280.

Instrument Calibrated :

Description : Acoustic Calibrator

Manufacturer : SVANTEK

Model : SV34

Serial No. : 33139

Ambient Environment

Temperature : $(23 \pm 3) ^\circ\text{C}$

Relative Humidity : $(50 \pm 15) \%$

Ambient Pressure : $(101.325 \pm 1.500) \text{ kPa}$

Standards used : 1. Digital Function Synthesizer NF Electronic DF-193A S/N 122037.

2. Measuring Amplifier Bruel&Kjaer 2636 S/N 1537484.

3. Programmable Attenuator Tamagawa TPA-303A S/N OF 2214.

4. Digital Multimeter Agilent 34401A S/N MY44005560.

5. Pressure Transmitter Vaisala PTB202AD S/N T0650001.

6. Audio Analyzer Panasonic VP-7722A S/N 041477D122.

7. Condenser Microphone Bruel&Kjaer 4180 S/N 2633526.

Calibration Procedure: CP-102-04 based on IEC 60942-2003. The sound pressure level of instrument was measured by standard microphone using an insert voltage technique.

This instrument has been calibrated against standards maintained at Electrical and Electronic Standards Laboratory (EEL), which are traceable to the International System of Units through the National Institute of Metrology (Thailand).

The information on actual reading is attached herewith and the uncertainty limits quoted refer to the measured values only.

Date of Receipt : 13 Sep. 2022

Date of Calibration : 19 Sep. 2022

1 / 2



The results relate only to the items tested/calibrated or value assigned.

Advertising the Report/Certificate and publicity of the results except in full are prohibited unless written permission is obtained from the governor of TISTR.

FM.BL.MTC.002 Rev.4

Head Office

35 Mu 3 Tambon Khlong Ha, Amphoe Khlong Luang,
Changwat Pathumthani 12120, Thailand
Tel. (66) 0 2577 9000
Fax. (66) 0 2577 9009
E-mail : rumpai@tistr.or.th Website:www.tistr.or.th

Office/Laboratory

Soi 1C, Bangpoo Industrial Estate, Sukhumvit Road,
Amphoe Muang, Changwat Samutprakan 10280, Thailand
Tel. (66) 0 2323 1672-80 ext. 115, 116
Fax. (66) 0 2323 9165
E-mail : mtc@tistr.or.th

Office

196 Phahonyothin Road, Chatuchak, Bangkok 10900,
Thailand
Tel. (66) 0 2579 1121-30 ext. 5219, 5225, 5217
Fax. (66) 0 2579 8592
E-mail : sumalee@tistr.or.th

Request No. 21-65/0760

MTC No. EEL. BP. 24/0965

The reported expanded uncertainty is based upon a standard uncertainty multiplied by a coverage factor $k = 2$, providing a level of confidence of approximately 95%.

Nominal Output of Unit Under Test = 114 dB re 20 μ Pa at 1000 Hz

Acoustic Output in dB re 20 μ Pa, Corrected to Reference Conditions: 101.325 kPa, 23.0 °C and 50 %RH.

1. Sound Pressure Level

Standard Microphone Type	Measured Sound Pressure Level (dB)	Deviated value (dB)	Uncertainty (dB)	Tolerance limit IEC60942:2003 Class 2
1/2 inch Bruel&Kjaer 4180	113.63	-0.37	± 0.10	± 0.75 dB

2. Frequency


Standard Microphone Type	Measured Frequency (Hz)	Deviated value (Hz)	Uncertainty (Hz)	Tolerance limit IEC60942:2003 Class 2
1/2 inch Bruel&Kjaer 4180	1000.0	0.0	± 1.5	± 2.0 %

3. Total Distortion


Standard Microphone Type	Measured Total Distortion (%)	Uncertainty (%)	Tolerance limit IEC60942:2003 Class 2
1/2 inch Bruel&Kjaer 4180	0.24	± 0.50	± 4.0 %

- Note :**
1. No adjustment.
 2. The calibrator pressure correction was not included.
 3. The microphone volume correction was not included.

Calibrated by :



Approved by :



Director

**Electrical and Electronic Standards Laboratory
Industrial Metrology and Testing Service Centre**

Date of Calibration : 19 Sep. 2022

Date of Issue : 20 Sep. 2022

Ref : 2011265091304034002

2 / 2

End of Certificate

The results relate only to the items tested/calibrated or value assigned.

Advertising the Report/Certificate and publicity of the results except in full are prohibited unless written permission is obtained from the governor of TISTR.

FM.BL.MTC.002 Rev.4

Head Office

35 Mu 3 Tambon Khlong Ha, Amphoe Khlong Luang,
Changwat Pathumthani 12120, Thailand
Tel. (66) 0 2577 9000
Fax. (66) 0 2577 9009
E-mail : rumpai@tistr.or.th Website:www.tistr.or.th

Office/Laboratory

Soi 1C, Bangpoo Industrial Estate, Sukhumvit Road,
Amphoe Muang, Changwat Samutprakan 10280, Thailand
Tel. (66) 0 2323 1672-80 ext. 115, 116
Fax. (66) 0 2323 9165
E-mail : mtc@tistr.or.th

Office

196 Phahonyothin Road, Chatuchak, Bangkok 10900,
Thailand
Tel. (66) 0 2579 1121-30 ext. 5219, 5225, 5217
Fax. (66) 0 2579 8592
E-mail : sumalee@tistr.or.th



บริษัท เอส.พี.เอส. คอนซัลติ้ง เซอร์วิส จำกัด
S.P.S. CONSULTING SERVICE CO., LTD.
7 ซอยพหลโยธิน 24 ถนนพหลโยธิน แขวงจอมพล เขตจตุจักร กรุงเทพฯ 10900
7 Soi Phaholyothin 24, Phaholyothin Rd., Jompol, Chatuchak, Bangkok 10900
Tel : (662) 939-4370-72, Fax : (662) 513-4221, E-mail : sale@spscon.com., www.spscon.com


Noise Dose B_120/23

Noise Dose Meter Calibration Report


Acoustic Calibrator Data						
Brand	SVANTEK			Number	SV 06/62	
Model	SV34			Serial No.	33139	
Calibration Range	114 dB, 1000 Hz			Last Calibration	19 September 2022	
				Due Date	19 September 2023	

Calibration Data						
Sound Level Meter Data				Calibration Data		
SLM No.	Brand	Model	Serial No.	Date	Actual Reading [dB]	
					Before Adjustment	After Adjustment
NMD-B11	SVANTEK	SV-104IS	80831	04 April 2023	113.6	113.6
NMD-B13	SVANTEK	SV-104IS	80834	04 April 2023	113.6	113.6
Acoustic Certified Value : Thailand Institute of Scientific and Technological Research (TISTR)					113.63± 0.10 dB	

Calibrated by :



Approved by :



ระดับความร้อนในสถานประกอบการ

CERTIFICATE OF CALIBRATION

FOR

NOMENCLATURE : DIGITAL THERMOHYGRO METER
[THERMAL ENVIRONMENT MONITOR]
MANUFACTURER : 3M
MODEL / TYPE : QUESTemp°34
SERIAL NO. : TEH060047
CLID. NO. : 231802271
JOB CONTROL NO. : 221028109978


CUSTOMER : S.P.S. CONSULTING SERVICE CO., LTD.
7 SOI PHAHOLYOTHIN 24 ROAD., JOMPOL,
CHATUCHAK, BANGKOK 10900

DATE OF RECEIVED : 28 October 2022

DATE OF ISSUED : 31 October 2022

Report of calibration screening must not be taken in part. Except complete. Without the approval of the Calibration Laboratory Co., Ltd.

Calibrated By : Oranut Kamchatphai
Calibration Engineer



Approved By :



31 October 2022

This Calibration Certificate documents the traceability to national standards, which realize the units of measurement according to the International System of Units (SI)

Certificate No. Q22109978

F3-011-04/01-12

page 1 of 3



@clccalibration

REPORT OF CALIBRATION

FOR

NOMENCLATURE : **DIGITAL THERMOHYGRO METER**
[THERMAL ENVIRONMENT MONITOR]

MANUFACTURER : **3M**

MODEL / TYPE : **QUESTemp°34**

SERIAL NO. : **TEH060047**

DATE OF CALIBRATION : **29 October 2022**

ENVIRONMENT CONDITIONS :

Temperature : $(23 \pm 2) ^\circ\text{C}$

Relative Humidity : $(55 \pm 10) \% \text{RH}$

PROCEDURE USED :

This instrument was calibrated under procedure No. **WI-305-74**. The calibration was performed by using Chilled Mirror Hygrometer and Temperature & Humidity Chamber which maintained by the Calibration Laboratory Co., Ltd.

REFERENCE STANDARD USED :

Chilled Mirror Hygrometer, Edgetech Model Dew Master S/N. 44602.

Temperature & Humidity Chamber, PGC Model 9141-5116 S/N. 1304261.

TRACEABILITY :

The measurements are traceable to International System of Units (SI) , through Thunder Scientific Corporation.
Certificate No. 19944, Due Date 26 January 2023.

UNCERTAINTY :

The reported expanded uncertainty of measurement is stated as the standard uncertainty of measurement multiplied by the coverage factor $k = 2,00$ which for a normal distribution corresponds to a coverage probability of approximately 95 %.
It has been evaluated according to the "Evaluation of the Uncertainty of Measurement in Calibration (EA-4/02 M:2021)"

Certificate No. Q22109978

F3-011-04/01-12

page 2 of 3



CONDITION OF CALIBRATION ITEM : GOOD

MEASUREMENT RESULTS : (X) without adjustment () adjustment

The table in the following gives the calibration results and associated measurement uncertainties of the measuring digital thermohygro meter [thermal environment monitor].

CALIBRATION DATA

1. CORRECTION OF TEMPERATURE : WET

Test point (° C)	Actual Temperature (° C)	DUC Reading (° C)	Correction (° C)	Uncertainty ± (° C)
30.0	30.01	29.8	+0.21	0.40
35.0	35.00	34.9	+0.10	
40.0	40.01	39.8	+0.21	

2. CORRECTION OF TEMPERATURE : DRY

Test point (° C)	Actual Temperature (° C)	DUC Reading (° C)	Correction (° C)	Uncertainty ± (° C)
30.0	30.01	29.8	+0.21	0.40
35.0	35.00	35.0	0.00	
40.0	40.01	39.8	+0.21	

3. CORRECTION OF TEMPERATURE : GLOBE BULB

Test point (° C)	Actual Temperature (° C)	DUC Reading (° C)	Correction (° C)	Uncertainty ± (° C)
30.0	30.01	29.7	+0.31	0.40
35.0	35.00	34.8	+0.20	
40.0	40.01	39.7	+0.31	

Note. The Scope of Accredited TISI Certificate No. 19C087/0655 Issue 1 Page 36 of 111

This report is valid for the above stated instrument/s only.

End of Certificate

Certificate No. Q22109978

F3-011-04/01-12

page 3 of 3





บริษัท เอส.พี.เอส. คอนซัลติ้ง เซอร์วิส จำกัด
S.P.S. CONSULTING SERVICE CO., LTD.
7 ซอยพหลโยธิน 24 ถนนพหลโยธิน แขวงจอมพล เขตจตุจักร กรุงเทพฯ 10900
7 Soi Phaholyothin 24, Phaholyothin Rd., Jompol, Chatuchak, Bangkok 10900
Tel : (662) 939-4370-72, Fax : (662) 513-4221, E-mail : sale@spscon.com., www.spscon.com

Heat B005_1/23

Heat Stress WBGT Meter Verification Report

Verification Data

Heat Stress WBGT Meter No.	: B05	Verification Date	: 08 January 2023
Brand	: 3M	Ambient Temp.	: 24.5 °C
Model	: QUESTemp ^o 34	Barometric Pressure	: 1011 mmbar
Serial No.	: TEH060047	Relative Humidity	: 49 %

Verification Module (Electronic Sensor Check) :

Verification Module No. : 21 WB = 12.5 °C , DB = 47.1 °C , G = 69.3 °C

Result of Verification : Without Adjustment

Wet Probe Temperature Measurement

Verification Module Reading (°C)	UUC* Reading (°C)	Correction (°C)	Tolerance Limit (°C)
12.5	12.3	0.2	± 0.5

Dry Probe Temperature Measurement


Verification Module Reading (°C)	UUC* Reading (°C)	Correction (°C)	Tolerance Limit (°C)
47.1	47.1	0.0	± 0.5

Globe Probe Temperature Measurement


Verification Module Reading (°C)	UUC* Reading (°C)	Correction (°C)	Tolerance Limit (°C)
69.3	69.3	0.0	± 0.5

UUC* = UNIT UNDER CALIBRATION

Verified by :



Approved by :





Certificate of Calibration

Certificate Number : SPR23030505-1

Page : 1 of 3

Customer : S.P.S. CONSULTING SERVICE CO., LTD.

7 Soi Phaholyothin 24 Phaholyothin Road., Jompol, Chatuchak,
Bangkok 10900

Equipment Name : Area Heat Stress Monitor

Manufacturer : Quest Technologies

Model : QUESTemp 34

Serial Number : TEG040059

ID. Number : B07

Environmental Conditions

Ambient Temperature : $23^{\circ}\text{C} \pm 2^{\circ}\text{C}$

Received Date : 30 Mar 2023

Relative Humidity : $50\% \pm 15\%$

Calibration Date : 31 Mar 2023

Location of Calibration : In-Lab

Recommend Due Date : 31 Mar 2024

Calibration Procedure : SP-CPT-04-13

Date of Issue : 01 Apr 2023

Method of Calibration

This certifies that the above instrument was calibrated in compliance with the calibration system requirement of ISO/IEC 17025:2017 in accordance with reference procedure. Standards used to perform this calibration are certified by to NIST or equivalent, National metrology institute, Natural physical constants, consensus standards. The result reported herein apply only to the calibration of the item described above as received. Our decision rule is to contact the customer if the item pass and fail calibration when the results include the uncertainties and the customer must determine if the results meets their needs.

All calibrations are performed within manufacture's specifications. The calibration certificate shall not be reproduced except in full, without written approval of SP Metrology System (Thailand).

Calibrated by : Mr. Sarawut Khitmai

Approved by

Calibration Officer

Authorized Signatory



Calibration Report

Certificate Number : SPR23030505-1

Page : 2 of 3

Reference Standards

Equipment Name	Model	Serial No.	Certificate No.	Due. Date
Humidity Chamber	TH-80S	N/A	SPR23010480-5	22 Feb 2024
THERMO-HYGROMETER	5020A	A47046	QR23-0176	26 Jan 2024

Traceability

This certification is traceable to the International System of Unit maintained at :

SP Metrology - SP Metrology system (Thailand) Co.Ltd.

Quality Reborn Co., Ltd



Result of Calibration

Certificate No. : SPR23030505-1

Page : 3 of 3

Temperature Accuracy in the Measurement. (WET)

Unit : °C

Temperature Setting	Standard Reading	UUC Reading	Error	Uncertainty (±)
30.0	30.013	30.0	-0.013	0.50
35.0	35.010	35.0	-0.010	0.50
40.0	40.015	40.0	-0.015	0.50

Temperature Accuracy in the Measurement. (DRY)

Unit : °C

Temperature Setting	Standard Reading	UUC Reading	Error	Uncertainty (±)
30.0	30.013	30.0	-0.013	0.50
35.0	35.010	35.0	-0.010	0.50
40.0	40.015	40.0	-0.015	0.50

Temperature Accuracy in the Measurement. (GLOBE)

Unit : °C

Temperature Setting	Standard Reading	UUC Reading	Error	Uncertainty (±)
30.0	30.013	30.0	-0.013	0.50
35.0	35.010	35.0	-0.010	0.50
40.0	40.015	40.0	-0.015	0.50

Note:

The result of calibration was found accurate as show on date and place of calibration only.
This Certificate is not certified for any commercial transaction.

Measurement Uncertainty

The reported uncertainty of measurement is the expanded uncertainty obtained by multiplying the standard uncertainty with the coverage factor $k = 2$, providing a level of confidence approximately 95%.

- End of Certificate -



บริษัท เอส.พี.เอส. คอนซัลติ้ง เซอร์วิส จำกัด
S.P.S. CONSULTING SERVICE CO., LTD.
7 ซอยพหลโยธิน 24 ถนนพหลโยธิน แขวงจอมพล เขตจตุจักร กรุงเทพฯ 10900
7 Soi Phaholyothin 24, Phaholyothin Rd., Jompol, Chatuchak, Bangkok 10900
Tel : (662) 939-4370-72, Fax : (662) 513-4221, E-mail : sale@spscon.com., www.spscon.com

Heat B005_2/23

Heat Stress WBGT Meter Verification Report

Verification Data

Heat Stress WBGT Meter No.	: B07	Verification Date	: 08 January 2023
Brand	: 3M	Ambient Temp.	: 24.5 °C
Model	: QUESTemp ^o 34	Barometric Pressure	: 1011 mmbar
Serial No.	: TEG040059	Relative Humidity	: 49 %

Verification Module (Electronic Sensor Check) :

Verification Module No. : 21 WB = 12.5 °C , DB = 47.1 °C , G = 69.3 °C

Result of Verification : Without Adjustment

Wet Probe Temperature Measurement

Verification Module Reading (°C)	UUC* Reading (°C)	Correction (°C)	Tolerance Limit (°C)
12.5	12.4	0.1	± 0.5

Dry Probe Temperature Measurement


Verification Module Reading (°C)	UUC* Reading (°C)	Correction (°C)	Tolerance Limit (°C)
47.1	47.0	0.1	± 0.5

Globe Probe Temperature Measurement


Verification Module Reading (°C)	UUC* Reading (°C)	Correction (°C)	Tolerance Limit (°C)
69.3	69.4	-0.1	± 0.5

UUC* = UNIT UNDER CALIBRATION

Verified by :



Approved by :






บริษัท เอส.พี.เอส. คอนซัลติ้ง เซอร์วิส จำกัด
S.P.S. CONSULTING SERVICE CO., LTD.
7 ซอยพหลโยธิน 24 ถนนพหลโยธิน แขวงจอมพล เขตจตุจักร กรุงเทพฯ 10900
7 Soi Phaholyothin 24, Phaholyothin Rd., Jompol, Chatuchak, Bangkok 10900
Tel : (662) 939-4370-72. Fax : (662) 513-4221. E-mail : sale@spscon.com., www.spscon.com

Heat B038_1/23

Heat Stress WBGT Meter Verification Report			
Verification Data			
Heat Stress WBGT Meter No.	: B07	Verification Date	: 04 April 2023
Brand	: Quest Technologies	Ambient Temp.	: 24.5 °C
Model	: QUESTemp ^o 34	Barometric Pressure	: 1011 mmbar
Serial No.	: TEG040059	Relative Humidity	: 49 %
Verification Module (Electronic Sensor Check) :			
Verification Module No. : 21 WB = 12.5 °C , DB = 47.1 °C , G = 69.3 °C			
Result of Verification : Without Adjustment			
Wet Probe Temperature Measurement			
Verification Module Reading (°C)	UUC* Reading (°C)	Correction (°C)	Tolerance Limit (°C)
12.5	12.3	0.2	± 0.5
Dry Probe Temperature Measurement			
Verification Module Reading (°C)	UUC* Reading (°C)	Correction (°C)	Tolerance Limit (°C)
47.1	47.0	0.1	± 0.5
Globe Probe Temperature Measurement			
Verification Module Reading (°C)	UUC* Reading (°C)	Correction (°C)	Tolerance Limit (°C)
69.3	69.4	-0.1	± 0.5
UUC* = UNIT UNDER CALIBRATION			

Verified by :



Approved by :





CLC
Accredited
ISO/IEC 17025

CALIBRATION LABORATORY Co., LTD.

2/10-11,14,55 Soi Prasert Manukit 29 Yaek 4, Prasert Manukit Rd., Ladphrao, Bangkok 10230

Tel. 02-578-0353-4 Fax: 02-578-2672 www.cal-laboratory.com E-mail:sale@cal-laboratory.com



NSC-TISI-TIS 17025
CALIBRATION 0059
CLC

CERTIFICATE OF CALIBRATION

FOR

NOMENCLATURE : DIGITAL THERMOHYGRO METER
(THERMAL ENVIRONMENT MONITOR)

MANUFACTURER : 3M

MODEL / TYPE : QUESTemp^o34

SERIAL NO. : TEL080034

CLID. NO. : 231801937

JOB CONTROL NO. : 221028109974

CUSTOMER : S.P.S. CONSULTING SERVICE CO., LTD.
7 SOI PHAHOLYOTHIN 24 ROAD., JOMPOL,
CHATUCHAK, BANGKOK 10900


DATE OF RECEIVED : 28 October 2022

DATE OF ISSUED : 31 October 2022

Report of calibration screening must not be taken in part. Except complete. Without the approval of the Calibration Laboratory Co., Ltd.

Calibrated By : Oranut Kamchatphai
Calibration Engineer

Approved By :



31 October 2022



This Calibration Certificate documents the traceability to national standards, which realize the units of measurement according to the International System of Units (SI)

Certificate No. Q22109974

F3-011-04/01-12

page 1 of 3



@clccalibration



CLC
Accredited
ISO/IEC 17025

CALIBRATION LABORATORY Co., LTD.

2/10-11,14,55 Soi Prasert Manukit 29 Yaek 4, Prasert Manukit Rd., Ladphrao, Bangkok 10230

Tel. 02-578-0353-4 Fax: 02-578-2672 www.cal-laboratory.com E-mail:sale@cal-laboratory.com



NSC-TISI-TIS 17025
CALIBRATION 0059
CLC

REPORT OF CALIBRATION

FOR

NOMENCLATURE : DIGITAL THERMOHYGRO METER
(THERMAL ENVIRONMENT MONITOR)

MANUFACTURER : 3M

MODEL / TYPE : QUESTemp^o34

SERIAL NO. : TEL080034

DATE OF CALIBRATION : 29 October 2022

ENVIRONMENT CONDITIONS :

Temperature : $(23 \pm 2) ^\circ\text{C}$

Relative Humidity : $(55 \pm 10) \% \text{RH}$

PROCEDURE USED :

This instrument was calibrated under procedure No. **WI-305-74**. The calibration was performed by using Chilled Mirror Hygrometer and Temperature & Humidity Chamber which maintained by the Calibration Laboratory Co., Ltd.

REFERENCE STANDARD USED :

Chilled Mirror Hygrometer, Edgetech Model Dew Master S/N. 44602.

Temperature & Humidity Chamber, PGC Model 9141-5116 S/N. 1304261.

TRACEABILITY :

The measurements are traceable to International System of Units (SI) , through Thunder Scientific Corporation.

Certificate No. 19944, Due Date 26 January 2023.

UNCERTAINTY :

The reported expanded uncertainty of measurement is stated as the standard uncertainty of measurement multiplied by the coverage factor $k = 2,00$ which for a normal distribution corresponds to a coverage probability of approximately 95 %.

It has been evaluated according to the "Evaluation of the Uncertainty of Measurement in Calibration (EA-4/02 M:2021)"

Certificate No. Q22109974

F3-011-04/01-12

page 2 of 3



@clccalibration



CLC
Accredited
ISO/IEC 17025

CALIBRATION LABORATORY Co., LTD.

2/10-11,14,55 Soi Prasert Manukit 29 Yaek 4, Prasert Manukit Rd., Ladphrao, Bangkok 10230

Tel. 02-578-0353-4 Fax: 02-578-2672 www.cal-laboratory.com E-mail:sale@cal-laboratory.com



CONDITION OF CALIBRATION ITEM : GOOD

MEASUREMENT RESULTS : (X) without adjustment () adjustment

The table in the following gives the calibration results and associated measurement uncertainties of the measuring digital thermohygro meter (thermal environment monitor).

CALIBRATION DATA

1. CORRECTION OF TEMPERATURE : WET

Test point (° C)	Actual Temperature (° C)	DUC Reading (° C)	Correction (° C)	Uncertainty \pm (° C)
30.0	30.01	30.0	+0.01	0.40
35.0	35.00	35.0	0.00	
40.0	40.01	39.9	+0.11	

2. CORRECTION OF TEMPERATURE : DRY

Test point (° C)	Actual Temperature (° C)	DUC Reading (° C)	Correction (° C)	Uncertainty \pm (° C)
30.0	30.01	30.2	-0.19	0.40
35.0	35.00	35.1	-0.10	
40.0	40.01	40.1	-0.09	

3. CORRECTION OF TEMPERATURE : GLOBE BULB

Test point (° C)	Actual Temperature (° C)	DUC Reading (° C)	Correction (° C)	Uncertainty \pm (° C)
30.0	30.01	30.0	+0.01	0.40
35.0	35.00	34.9	+0.10	
40.0	40.01	39.9	+0.11	

Note. The Scope of Accredited TISI Certificate No. 19C087/0655 Issue 1 Page 36 of 111

This report is valid for the above stated instrument/s only.

End of Certificate

Certificate No. Q22109974

F3-011-04/01-12

page 3 of 3



@clccalibration



บริษัท เอส.พี.เอส. คอนซัลติ้ง เซอร์วิส จำกัด
S.P.S. CONSULTING SERVICE CO., LTD.
7 ซอยพหลโยธิน 24 ถนนพหลโยธิน แขวงจอมพล เขตจตุจักร กรุงเทพฯ 10900
7 Soi Phaholyothin 24, Phaholyothin Rd., Jompol, Chatuchak, Bangkok 10900
Tel : (662) 939-4370-72, Fax : (662) 513-4221, E-mail : sale@spscon.com., www.spscon.com

Heat B005_3/23

Heat Stress WBGT Meter Verification Report

Verification Data

Heat Stress WBGT Meter No.	: B11	Verification Date	: 08 January 2023
Brand	: 3M	Ambient Temp.	: 24.5 °C
Model	: QUESTemp ^o 34	Barometric Pressure	: 1011 mmbar
Serial No.	: TEL080034	Relative Humidity	: 49 %

Verification Module (Electronic Sensor Check) :

Verification Module No. : 21 WB = 12.5 °C , DB = 47.1 °C , G = 69.3 °C

Result of Verification : Without Adjustment

Wet Probe Temperature Measurement

Verification Module Reading (°C)	UUC* Reading (°C)	Correction (°C)	Tolerance Limit (°C)
12.5	12.5	0.0	± 0.5

Dry Probe Temperature Measurement


Verification Module Reading (°C)	UUC* Reading (°C)	Correction (°C)	Tolerance Limit (°C)
47.1	47.0	0.1	± 0.5

Globe Probe Temperature Measurement


Verification Module Reading (°C)	UUC* Reading (°C)	Correction (°C)	Tolerance Limit (°C)
69.3	69.4	-0.1	± 0.5

UUC* = UNIT UNDER CALIBRATION

Verified by :



Approved by :





CLC
Accredited
ISO/IEC 17025

CALIBRATION LABORATORY Co., LTD.

2/10-11,14,55 Soi Prasert Manukit 29 Yaek 4, Prasert Manukit Rd., Ladphrao, Bangkok 10230

Tel. 02-578-0353-4 Fax: 02-578-2672 www.cal-laboratory.com E-mail:sale@cal-laboratory.com



NSC-TISI-TIS 17025
CALIBRATION 0059
CLC

CERTIFICATE OF CALIBRATION

FOR

NOMENCLATURE : DIGITAL THERMOHYGRO METER
(THERMAL ENVIRONMENT MONITOR)

MANUFACTURER : 3M

MODEL / TYPE : QUESTemp^o32

SERIAL NO. : TPA100010

CLID. NO. : 231801938

JOB CONTROL NO. : 221028109975

CUSTOMER : S.P.S. CONSULTING SERVICE CO., LTD.

7 SOI PHAHOLYOTHIN 24 ROAD., JOMPOL,
CHATUCHAK, BANGKOK 10900

DATE OF RECEIVED : 28 October 2022

DATE OF ISSUED : 31 October 2022


Report of calibration screening must not be taken in part. Except complete. Without the approval of the Calibration Laboratory Co., Ltd.

Calibrated By :

Oranut Kamchatphai

Calibration Engineer

Approved By :



31 October 2022



This Calibration Certificate documents the traceability to national standards, which realize the units of measurement according to the International System of Units (SI)

Certificate No. Q22109975

F3-011-04/01-12

page 1 of 3



@clccalibration

REPORT OF CALIBRATION

FOR

NOMENCLATURE : DIGITAL THERMOHYGRO METER
(THERMAL ENVIRONMENT MONITOR)

MANUFACTURER : 3M

MODEL / TYPE : QUESTemp^o32

SERIAL NO. : TPA100010

DATE OF CALIBRATION : 29 October 2022

ENVIRONMENT CONDITIONS :

Temperature : $(23 \pm 2) ^\circ\text{C}$

Relative Humidity : $(55 \pm 10) \% \text{RH}$

PROCEDURE USED :

This instrument was calibrated under procedure No. **WI-305-74**. The calibration was performed by using Chilled Mirror Hygrometer and Temperature & Humidity Chamber which maintained by the Calibration Laboratory Co., Ltd.

REFERENCE STANDARD USED :

Chilled Mirror Hygrometer, Edgetech Model Dew Master S/N. 44602.

Temperature & Humidity Chamber, PGC Model 9141-5116 S/N. 1304261.

TRACEABILITY :

The measurements are traceable to International System of Units (SI) , through Thunder Scientific Corporation. Certificate No. 19944, Due Date 26 January 2023.

UNCERTAINTY :

The reported expanded uncertainty of measurement is stated as the standard uncertainty of measurement multiplied by the coverage factor $k = 2,00$ which for a normal distribution corresponds to a coverage probability of approximately 95 %. It has been evaluated according to the "Evaluation of the Uncertainty of Measurement in Calibration (EA-4/02 M:2021)"

Certificate No. Q22109975

F3-011-04/01-12

page 2 of 3





CLC
Accredited
ISO/IEC 17025

CALIBRATION LABORATORY Co., LTD.

2/10-11,14,55 Soi Prasert Manukit 29 Yaek 4, Prasert Manukit Rd., Ladphrao, Bangkok 10230
Tel. 02-578-0353-4 Fax: 02-578-2672 www.cal-laboratory.com E-mail:sale@cal-laboratory.com



NSC-TISI-TIS 17025
CALIBRATION 0059
CLC

CONDITION OF CALIBRATION ITEM : GOOD

MEASUREMENT RESULTS : (X) without adjustment () adjustment

The table in the following gives the calibration results and associated measurement uncertainties of the measuring digital thermohygro meter (thermal environment monitor).

CALIBRATION DATA

1. CORRECTION OF TEMPERATURE : WET

Test point (° C)	Actual Temperature (° C)	DUC Reading (° C)	Correction (° C)	Uncertainty ± (° C)
30.0	30.01	30.0	+0.01	0.40
35.0	35.00	34.8	+0.20	
40.0	40.01	39.9	+0.11	

2. CORRECTION OF TEMPERATURE : DRY

Test point (° C)	Actual Temperature (° C)	DUC Reading (° C)	Correction (° C)	Uncertainty ± (° C)
30.0	30.01	30.0	+0.01	0.40
35.0	35.00	35.1	-0.10	
40.0	40.01	40.1	-0.09	

3. CORRECTION OF TEMPERATURE : GLOBE BULB

Test point (° C)	Actual Temperature (° C)	DUC Reading (° C)	Correction (° C)	Uncertainty ± (° C)
30.0	30.01	30.2	-0.19	0.40
35.0	35.00	35.0	0.00	
40.0	40.01	40.0	+0.01	

Note. The Scope of Accredited TISI Certificate No. 19C087/0655 Issue 1 Page 36 of 111

This report is valid for the above stated instrument/s only.

End of Certificate

Certificate No. Q22109975

F3-011-04/01-12

page 3 of 3



@clccalibration



บริษัท เอส.พี.เอส. คอนซัลติ้ง เซอร์วิส จำกัด
S.P.S. CONSULTING SERVICE CO., LTD.
7 ซอยพหลโยธิน 24 ถนนพหลโยธิน แขวงจอมพล เขตจตุจักร กรุงเทพฯ 10900
7 Soi Phaholyothin 24, Phaholyothin Rd., Jompol, Chatuchak, Bangkok 10900
Tel : (662) 939-4370-72. Fax : (662) 513-4221. E-mail : sale@spscon.com.. www.spscon.com

Heat B005_4/23

Heat Stress WBGT Meter Verification Report

Verification Data

Heat Stress WBGT Meter No.	: B12	Verification Date	: 08 January 2023
Brand	: 3M	Ambient Temp.	: 24.5 °C
Model	: QUESTemp ^o 32	Barometric Pressure	: 1011 mmbar
Serial No.	: TPA100010	Relative Humidity	: 49 %

Verification Module (Electronic Sensor Check) :

Verification Module No. : 21 WB = 12.5 °C , DB = 47.1 °C , G = 69.3 °C

Result of Verification : Without Adjustment

Wet Probe Temperature Measurement

Verification Module Reading (°C)	UUC* Reading (°C)	Correction (°C)	Tolerance Limit (°C)
12.5	12.6	-0.1	± 0.5

Dry Probe Temperature Measurement


Verification Module Reading (°C)	UUC* Reading (°C)	Correction (°C)	Tolerance Limit (°C)
47.1	46.9	0.2	± 0.5

Globe Probe Temperature Measurement

Verification Module Reading (°C)	UUC* Reading (°C)	Correction (°C)	Tolerance Limit (°C)
69.3	69.3	0.0	± 0.5

UUC* = UNIT UNDER CALIBRATION

Verified by :



Approved by :





Certificate of Calibration

Certificate Number : SPR23030505-2

Page : 1 of 3

Customer : S.P.S. CONSULTING SERVICE CO., LTD.

7 Soi Phaholyothin 24 Phaholyothin Road., Jompol, Chatuchak,
Bangkok 10900

Equipment Name : Area Heat Stress Monitor

Manufacturer : Metrosonics

Model : hs-32

Serial Number : MCE030011

ID. Number : B21

Environmental Conditions

Ambient Temperature : $23^{\circ}\text{C} \pm 2^{\circ}\text{C}$

Received Date : 30 Mar 2023

Relative Humidity : $50\% \pm 15\%$

Calibration Date : 31 Mar 2023

Location of Calibration : In-Lab

Recommend Due Date : 31 Mar 2024

Calibration Procedure : SP-CPT-04-13


Date of Issue : 01 Apr 2023

Method of Calibration


This certifies that the above instrument was calibrated in compliance with the calibration system requirement of ISO/IEC 17025:2017 in accordance with reference procedure. Standards used to perform this calibration are certified by to NIST or equivalent, National metrology institute, Natural physical constants, consensus standards. The result reported herein apply only to the calibration of the item described above as received. Our decision rule is to contact the customer if the item pass and fail calibration when the results include the uncertainties and the customer must determine if the results meets their needs.

All calibrations are performed within manufacture's specifications. The calibration certificate shall not be reproduced except in full, without written approval of SP Metrology System (Thailand).

Calibrated by



Approved by



Authorized Signatory



Calibration Report

Certificate Number : SPR23030505-2

Page : 2 of 3

Reference Standards

Equipment Name	Model	Serial No.	Certificate No.	Due. Date
Humidity Chamber	TH-80S	N/A	SPR23010480-5	22 Feb 2024
THERMO-HYGROMETER	5020A	A47046	QR23-0176	26 Jan 2024

Traceability

This certification is traceable to the International System of Unit maintained at :

SP Metrology - SP Metrology system (Thailand) Co.Ltd.

Quality Reborn Co., Ltd



Result of Calibration

Certificate No. : SPR23030505-2

Page : 3 of 3

Temperature Accuracy in the Measurement. (WET)

Unit : °C

Temperature Setting	Standard Reading	UUC Reading	Error	Uncertainty (±)
30.0	30.013	30.4	0.387	0.50
35.0	35.010	35.4	0.390	0.50
40.0	40.015	40.4	0.385	0.50

Temperature Accuracy in the Measurement. (DRY)

Unit : °C

Temperature Setting	Standard Reading	UUC Reading	Error	Uncertainty (±)
30.0	30.013	30.5	0.487	0.50
35.0	35.010	35.5	0.490	0.50
40.0	40.015	40.5	0.485	0.50

Temperature Accuracy in the Measurement. (GLOBE)

Unit : °C

Temperature Setting	Standard Reading	UUC Reading	Error	Uncertainty (±)
30.0	30.013	30.4	0.387	0.50
35.0	35.010	35.4	0.390	0.50
40.0	40.015	40.4	0.385	0.50

Note:

The result of calibration was found accurate as show on date and place of calibration only.
This Certificate is not certified for any commercial transaction.

Measurement Uncertainty

The reported uncertainty of measurement is the expanded uncertainty obtained by multiplying the standard uncertainty with the coverage factor $k = 2$, providing a level of confidence approximately 95%.

- End of Certificate -



บริษัท เอส.พี.เอส. คอนซัลติ้ง เซอร์วิส จำกัด
S.P.S. CONSULTING SERVICE CO., LTD.
7 ซอยพหลโยธิน 24 ถนนพหลโยธิน แขวงจอมพล เขตจตุจักร กรุงเทพฯ 10900
7 Soi Phaholyothin 24, Phaholyothin Rd., Jompol, Chatuchak, Bangkok 10900
Tel : (662) 939-4370-72. Fax : (662) 513-4221. E-mail : sale@spscon.com.. www.spscon.com

Heat B038_2/23

Heat Stress WBGT Meter Verification Report

Verification Data

Heat Stress WBGT Meter No.	: B21	Verification Date	: 04 April 2023
Brand	: METROSONICS	Ambient Temp.	: 24.5 °C
Model	: hs-32	Barometric Pressure	: 1011 mmbar
Serial No.	: MCE030011	Relative Humidity	: 49 %

Verification Module (Electronic Sensor Check) :

Verification Module No. : 21 WB = 12.5 °C , DB = 47.1 °C , G = 69.3 °C

Result of Verification : Without Adjustment

Wet Probe Temperature Measurement

Verification Module Reading (°C)	UUC* Reading (°C)	Correction (°C)	Tolerance Limit (°C)
12.5	12.3	0.2	± 0.5

Dry Probe Temperature Measurement


Verification Module Reading (°C)	UUC* Reading (°C)	Correction (°C)	Tolerance Limit (°C)
47.1	47.0	0.1	± 0.5

Globe Probe Temperature Measurement


Verification Module Reading (°C)	UUC* Reading (°C)	Correction (°C)	Tolerance Limit (°C)
69.3	69.4	-0.1	± 0.5

UUC* = UNIT UNDER CALIBRATION

Verified by :



Approved by :





Certificate of Calibration

Certificate Number : SPR23030505-3

Page : 1 of 3

Customer : S.P.S. CONSULTING SERVICE CO., LTD.

7 Soi Phaholyothin 24 Phaholyothin Road., Jompol, Chatuchak,
Bangkok 10900

Equipment Name : Area Heat Stress Monitor

Manufacturer : Quest Technologies

Model : QUESTemp 32

Serial Number : TPH050002

ID. Number : B24

Environmental Conditions

Ambient Temperature : $23\text{ }^{\circ}\text{C} \pm 2\text{ }^{\circ}\text{C}$

Received Date : 30 Mar 2023

Relative Humidity : $50\text{ } \% \pm 15\text{ } \%$

Calibration Date : 31 Mar 2023

Location of Calibration : In-Lab

Recommend Due Date : 31 Mar 2024

Calibration Procedure : SP-CPT-04-13

Date of Issue : 01 Apr 2023

Method of Calibration


This certifies that the above instrument was calibrated in compliance with the calibration system requirement of ISO/IEC 17025:2017 in accordance with reference procedure. Standards used to perform this calibration are certified by to NIST or equivalent, National metrology institute, Natural physical constants, consensus standards. The result reported herein apply only to the calibration of the item described above as received. Our decision rule is to contact the customer if the item pass and fail calibration when the results include the uncertainties and the customer must determine if the results meets their needs.

All calibrations are performed within manufacture's specifications. The calibration certificate shall not be reproduced except in full, without written approval of SP Metrology System (Thailand).

Calibrated by :



Approved by :



Authorized Signatory



Calibration Report

Certificate Number : SPR23030505-3

Page : 2 of 3

Reference Standards

Equipment Name	Model	Serial No.	Certificate No.	Due. Date
Humidity Chamber	TH-80S	N/A	SPR23010480-5	22 Feb 2024
THERMO-HYGROMETER	5020A	A47046	QR23-0176	26 Jan 2024

Traceability

This certification is traceable to the International System of Unit maintained at :

SP Metrology - SP Metrology system (Thailand) Co.Ltd.

Quality Reborn Co., Ltd



Result of Calibration

Certificate No. : SPR23030505-3

Page : 3 of 3

Temperature Accuracy in the Measurement. (WET)

Unit : °C

Temperature Setting	Standard Reading	UUC Reading	Error	Uncertainty (±)
30.0	30.013	30.2	0.187	0.50
35.0	35.010	35.2	0.190	0.50
40.0	40.015	40.2	0.185	0.50

Temperature Accuracy in the Measurement. (DRY)

Unit : °C

Temperature Setting	Standard Reading	UUC Reading	Error	Uncertainty (±)
30.0	30.013	30.2	0.187	0.50
35.0	35.010	35.2	0.190	0.50
40.0	40.015	40.2	0.185	0.50

Temperature Accuracy in the Measurement. (GLOBE)

Unit : °C

Temperature Setting	Standard Reading	UUC Reading	Error	Uncertainty (±)
30.0	30.013	30.3	0.287	0.50
35.0	35.010	35.3	0.290	0.50
40.0	40.015	40.3	0.285	0.50

Note:

The result of calibration was found accurate as show on date and place of calibration only.
This Certificate is not certified for any commercial transaction.

Measurement Uncertainty

The reported uncertainty of measurement is the expanded uncertainty obtained by multiplying the standard uncertainty with the coverage factor $k = 2$, providing a level of confidence approximately 95%.

- End of Certificate -




บริษัท เอส.พี.เอส. คอนซัลติ้ง เซอร์วิส จำกัด
S.P.S. CONSULTING SERVICE CO., LTD.
7 ซอยพหลโยธิน 24 ถนนพหลโยธิน แขวงจอมพล เขตจตุจักร กรุงเทพฯ 10900
7 Soi Phaholyothin 24, Phaholyothin Rd., Jompol, Chatuchak, Bangkok 10900
Tel : (662) 939-4370-72, Fax : (662) 513-4221, E-mail : sale@spscon.com, www.spscon.com

Heat B038_3/23

Heat Stress WBGT Meter Verification Report			
Verification Data			
Heat Stress WBGT Meter No.	: B24	Verification Date	: 04 April 2023
Brand	: Quest Technologies	Ambient Temp.	: 24.5 °C
Model	: QUESTemp ^o 32	Barometric Pressure	: 1011 mmbar
Serial No.	: TPH050002	Relative Humidity	: 49 %
Verification Module (Electronic Sensor Check) :			
Verification Module No. : 21 WB = 12.5 °C , DB = 47.1 °C , G = 69.3 °C			
Result of Verification : Without Adjustment			
Wet Probe Temperature Measurement			
Verification Module Reading (°C)	UUC* Reading (°C)	Correction (°C)	Tolerance Limit (°C)
12.5	12.6	-0.1	± 0.5
Dry Probe Temperature Measurement			
Verification Module Reading (°C)	UUC* Reading (°C)	Correction (°C)	Tolerance Limit (°C)
47.1	46.9	0.2	± 0.5
Globe Probe Temperature Measurement			
Verification Module Reading (°C)	UUC* Reading (°C)	Correction (°C)	Tolerance Limit (°C)
69.3	69.2	0.1	± 0.5
UUC* = UNIT UNDER CALIBRATION			

Verified by :



Approved by :





Certificate of Calibration

Certificate Number : SPR23030505-4

Page : 1 of 3

Customer : S.P.S. CONSULTING SERVICE CO., LTD.

7 Soi Phaholyothin 24 Phaholyothin Road., Jompol, Chatuchak,
Bangkok 10900

Equipment Name : Area Heat Stress Monitor

Manufacturer : Quest Technologies

Model : QUESTemp 32

Serial Number : TPH050015

ID. Number : B32

Environmental Conditions

Ambient Temperature : $23^{\circ}\text{C} \pm 2^{\circ}\text{C}$

Received Date : 30 Mar 2023

Relative Humidity : $50\% \pm 15\%$

Calibration Date : 31 Mar 2023

Location of Calibration : In-Lab

Recommend Due Date : 31 Mar 2024

Calibration Procedure : SP-CPT-04-13

Date of Issue : 01 Apr 2023

Method of Calibration


This certifies that the above instrument was calibrated in compliance with the calibration system requirement of ISO/IEC 17025:2017 in accordance with reference procedure. Standards used to perform this calibration are certified by to NIST or equivalent, National metrology institute, Natural physical constants, consensus standards. The result reported herein apply only to the calibration of the item described above as received. Our decision rule is to contact the customer if the item pass and fail calibration when the results include the uncertainties and the customer must determine if the results meets their needs.

All calibrations are performed within manufacture's specifications. The calibration certificate shall not be reproduced except in full, without written approval of SP Metrology System (Thailand).

Calibrated by



Approved by :



Authorized Signatory



Calibration Report

Certificate Number : SPR23030505-4

Page : 2 of 3

Reference Standards

Equipment Name	Model	Serial No.	Certificate No.	Due. Date
Humidity Chamber	TH-80S	N/A	SPR23010480-5	22 Feb 2024
THERMO-HYGROMETER	5020A	A47046	QR23-0176	26 Jan 2024

Traceability

This certification is traceable to the International System of Unit maintained at :

SP Metrology - SP Metrology system (Thailand) Co.Ltd.

Quality Reborn Co., Ltd



Result of Calibration

Certificate No. : SPR23030505-4

Page : 3 of 3

Temperature Accuracy in the Measurement. (WET)

Unit : °C

Temperature Setting	Standard Reading	UUC Reading	Error	Uncertainty (±)
30.0	30.013	30.1	0.087	0.50
35.0	35.010	35.1	0.090	0.50
40.0	40.015	40.1	0.085	0.50

Temperature Accuracy in the Measurement. (DRY)

Unit : °C

Temperature Setting	Standard Reading	UUC Reading	Error	Uncertainty (±)
30.0	30.013	30.1	0.087	0.50
35.0	35.010	35.1	0.090	0.50
40.0	40.015	40.1	0.085	0.50

Temperature Accuracy in the Measurement. (GLOBE)

Unit : °C

Temperature Setting	Standard Reading	UUC Reading	Error	Uncertainty (±)
30.0	30.013	30.2	0.187	0.50
35.0	35.010	35.2	0.190	0.50
40.0	40.015	40.2	0.185	0.50

Note:

The result of calibration was found accurate as show on date and place of calibration only.
This Certificate is not certified for any commercial transaction.

Measurement Uncertainty

The reported uncertainty of measurement is the expanded uncertainty obtained by multiplying the standard uncertainty with the coverage factor $k = 2$, providing a level of confidence approximately 95%.

- End of Certificate -




บริษัท เอส.พี.เอส. คอนซัลติ้ง เซอร์วิส จำกัด
S.P.S. CONSULTING SERVICE CO., LTD.
7 ซอยพหลโยธิน 24 ถนนพหลโยธิน แขวงจอมพล เขตจตุจักร กรุงเทพฯ 10900
7 Soi Phaholyothin 24, Phaholyothin Rd., Jompol, Chatuchak, Bangkok 10900
Tel : (662) 939-4370-72, Fax : (662) 513-4221, E-mail : sale@spscon.com., www.spscon.com

Heat B038_4/23

Heat Stress WBGT Meter Verification Report			
Verification Data			
Heat Stress WBGT Meter No.	: B32	Verification Date	: 04 April 2023
Brand	: Quest Technologies	Ambient Temp.	: 24.5 °C
Model	: QUESTemp ^o 32	Barometric Pressure	: 1011 mmbar
Serial No.	: TPH050015	Relative Humidity	: 49 %
Verification Module (Electronic Sensor Check) :			
Verification Module No. : 21 WB = 12.5 °C , DB = 47.1 °C , G = 69.3 °C			
Result of Verification : Without Adjustment			
Wet Probe Temperature Measurement			
Verification Module Reading (°C)	UUC* Reading (°C)	Correction (°C)	Tolerance Limit (°C)
12.5	12.3	0.2	± 0.5
Dry Probe Temperature Measurement			
Verification Module Reading (°C)	UUC* Reading (°C)	Correction (°C)	Tolerance Limit (°C)
47.1	47.0	0.1	± 0.5
Globe Probe Temperature Measurement			
Verification Module Reading (°C)	UUC* Reading (°C)	Correction (°C)	Tolerance Limit (°C)
69.3	69.3	0.0	± 0.5
UUC* = UNIT UNDER CALIBRATION			

Verified by :



Approved by :



กลิ่นในสถานประกอบการ



บริษัท เอส.พี.เอส. คอนซัลติ้ง เซอร์วิส จำกัด
S.P.S. CONSULTING SERVICE CO., LTD.
 7 ซอยพหลโยธิน 24 ถนนพหลโยธิน แขวงจอมพล เขตจตุจักร กรุงเทพฯ 10900
 7 Soi Phaholyothin 24, Phaholyothin Rd., Jompol, Chatuchak, Bangkok 10900
 Tel : (662) 939-4370-72, Fax : (662) 513-4221, E-mail : sale@spscon.com., www.spscon.com

Personal Pump Calibration Report

Calibration Method : Dry Cal Primary Flowmeter

Model : Defender 510-H

S/N : 136164

Environmental Conditions

Temperature : 25 \pm 3 $^{\circ}$ C
 Pressure : 1010 \pm 15 mmbar

Personal Pump Data				Calibration Data								
No.	Brand	Model	Serial No.	Date	Flow Rate (ml/min)						Value From Calibration Curve	
					Setting			Actual (Q std.)				
					1	2	3	1	2	3	y	R²
B80	SKC	224-PCXR3	504569	05/04/2023	1,000	1,500	2,000	1,003	1,498	2,003	1.011x – 22.431	0.999
B81	SKC	224-PCXR3	503480	05/04/2023	1,000	1,500	2,000	995	1,500	2,001	1.016x – 32.797	0.999
B82	SKC	224-PCXR3	505673	05/04/2023	1,000	1,500	2,000	995	1,496	1,997	1.003x – 7.259	1.000
B83	SKC	224-PCXR3	510785	05/04/2023	1,000	1,500	2,000	1,007	1,498	2,001	1.006x – 13.816	0.999
B84	SKC	224-PCXR3	508333	10/04/2023	1,000	1,500	2,000	995	1,498	1,993	0.998x – 1.970	1.000
B85	SKC	224-PCXR3	505757	10/04/2023	1,000	1,500	2,000	996	1,500	2,000	1.004x – 12.009	1.000
B86	SKC	224-PCXR3	512625	05/04/2023	1,000	1,500	2,000	1,011	1,501	2,005	1.002x – 3.877	0.999
B87	SKC	224-PCXR3	504324	05/04/2023	1,000	1,500	2,000	999	1,495	1,998	0.999x + 0.606	1.000
B88	SKC	224-PCXR3	508307	05/04/2023	1,000	1,500	2,000	997	1,497	1,992	0.994x + 4.682	1.000
B89	SKC	224-PCXR3	509860	05/04/2023	1,000	1,500	2,000	1,001	1,498	2,002	1.007x – 13.92	1.000
B90	SKC	224-PCXR3	508366	05/04/2023	1,000	1,500	2,000	995	1,507	1,998	1.004x – 9.640	1.000
B91	SKC	224-PCXR3	510919	04/04/2023	1,000	1,500	2,000	1,003	1,500	1,995	0.988x + 13.505	1.000
B92	SKC	224-PCXR3	510987	05/04/2023	1,000	1,500	2,000	1,003	1,503	1,998	0.997x + 5.125	1.000
B93	SKC	224-PCXR3	509845	10/04/2023	1,000	1,500	2,000	996	1,498	2,003	1.007x – 13.628	1.000
B94	SKC	224-PCXR8	A127871	04/04/2023	1,000	1,500	2,000	1,001	1,495	2,003	1.006x – 18.746	0.999
B95	SKC	224-PCXR8	A127921	03/04/2023	1,000	1,500	2,000	995	1,504	2,001	1.013x – 26.112	0.999
B96	SKC	224-PCXR8	A127942	07/04/2023	1,000	1,500	2,000	999	1,499	1,997	1.000x – 2.010	1.000
B97	SKC	224-PCXR8	A127955	07/04/2023	1,000	1,500	2,000	1,006	1,503	2,005	1.011x – 18.638	0.999
B98	SKC	224-PCXR8	A127956	07/04/2023	1,000	1,500	2,000	994	1,497	1,998	1.005x – 11.436	1.000

Calibrated by :

Approved by :



บริษัท เอส.พี.เอส. คอนซัลติ้ง เซอร์วิส จำกัด
S.P.S. CONSULTING SERVICE CO., LTD.
7 ซอยพหลโยธิน 24 ถนนพหลโยธิน แขวงจอมพล เขตจตุจักร กรุงเทพฯ 10900
7 Soi Phaholyothin 24, Phaholyothin Rd., Jompol, Chatuchak, Bangkok 10900
Tel : (662) 939-4370-72, Fax : (662) 513-4221, E-mail : sale@spscon.com., www.spscon.com

Rotameter Calibration Report (For Personal Pump High Flow Adjust)

Calibration Method : Dry Cal Primary Flowmeter

Model : Defender 510-H

S/N : 136164

Calibration Data

Rotameter Data			Calibration Data								
No.	Brand	Model	Date	Flow Rate (ml/min)						Value From Calibration Curve	
				Flow Rate (Reading)			Actual (Q std.)				
				1	2	3	1	2	3	y	R ²
H-B01	Dwyer	VFB-65	05/04/2023	500	1,000	2,000	506.9	990.3	1974.3	0.989x + 9.271	1.000
H-B02	Dwyer	VFB-65	04/04/2023	500	1,000	2,000	495.3	999.1	1996.1	0.994x + 4.127	1.000
H-B03	Dwyer	VFB-65	07/04/2023	500	1,000	2,000	497.5	988.1	2009.6	1.003x - 14.485	0.999
H-B04	Dwyer	VFB-65	07/04/2023	500	1,000	2,000	501.2	1000.3	2006.5	0.997x - 1.216	1.000
H-B05	Dwyer	VFB-65	07/04/2023	500	1,000	2,000	500.2	999.6	1974.3	0.980x + 21.307	0.999
H-B06	Dwyer	VFB-65	07/04/2023	500	1,000	2,000	504.3	996.2	1984.0	1.004x - 6.770	1.000
H-B07	Dwyer	VFB-65	04/04/2023	500	1,000	2,000	502.3	990.7	2016.7	1.001x - 1.154	1.000
H-B08	Dwyer	VFB-65	05/04/2023	500	1,000	2,000	500.2	1000.6	1979.8	0.995x + 5.040	0.999
H-B09	Dwyer	VFB-65	07/04/2023	500	1,000	2,000	504.4	1007.4	2010.7	0.993x + 15.376	1.000
H-B10	Dwyer	VFB-65	10/04/2023	500	1,000	2,000	495.7	1001.6	2009.2	0.996x + 3.956	1.000

Calibrated by :

Approved by :

SITHIPHORN ASSOCIATES CO.,LTD. CALIBRATION LABORATORY



451-451/1 Sirinthorn Rd., Bangbumru, Bangplud Bangkok 10700 THAILAND.
Tel.0-2435-8800 Fax.0-2433-1679 e-mail:cal-center@sithiphorn.com http://www.sithiphorn.com

NSC-TISI-TIS 17025
CALIBRATION 0394

Cert. No. : SP22018

Pages 1 of 3

Calibration Certificate

Equipment : UV-VIS SPECTROPHOTOMETER
Manufacturer : PERKINELMER
Model : LAMBDA 25
Serial No.: 501S14123010
ID No.: SP03/58
Calibration Mode : WAVELENGTH ACCURACY
PHOTOMETRIC ACCURACY

Condition As Found : GOOD

Customer : S.P.S. CONSULTING SERVICE CO., LTD.
7 SOI PHAHOLYOTHIN 24, PHAHOLYOTHIN ROAD,
CHOMPHON, CHATUCHAK,
BANGKOK 10900, THAILAND.

Location : ORGANIC LABORATORY IV


Ambient Temperature : (24.4 ± 5) °C
Relative Humidity : (60.1 ± 25) %

Received Date : 30 AUGUST 2022
Calibration Date : 30 AUGUST 2022
Date of Issue : 31 AUGUST 2022

Calibrated by :

Nathakorn Pisutpaisan

Approved by :



This certificate is issued in accordance with the requirements of ISO/IEC 17025 standard, may not be reproduced other than in full, except with the prior written approval of the head of Calibration Laboratory.

Continuation of Calibration Certificate

Cert. No. : SP22018

Job No. : VC65SP0008

Pages : 2 of 3

Calibration Method :

This instrument was calibrated by using on-site calibration procedure In-house method : CP-SP-01

The calibration procedure to direct measurement wavelength accuracy by using wavelength standard solution, Photometric accuracy by using absorbance standard filter and absorbance standard solution

The calibration procedure used was based on ASTM E275-01,ASTM E925-02

Condition of this result of calibration :

1. Certified reference materials

Material	Ref. type	Cell serial No.	Cert. No.	Due Date
Holmium liquid	RM-HL	29706	87569	13/10/2022
Didymium liquid	RM-DL	28912	87588	15/10/2022
Neutral density filter	RM-1N2N3N	13877	87600	15/10/2022
Potassium dichromate solutions	RM-0204060810	14204	87614	16/10/2022
Potassium Iodide solution	-	KI-0701-001	CI-0090-22	08/04/2024

2. This result of calibration was found accurate as shown on date and place of calibration only.

3. This certificate is traceable to the international system of unit maintained at :

3.1 The UK National Physical Laboratory (NPL)

3.2 The National Institute of Standards and Technology,NIST.

Result of calibration : Wavelength Accuracy

(Without adjustment)

Material	Certified Values of Reference Material (nm)	UUC* Reading (nm)	Error (nm)	Uncertainty ± (nm)	k Factor
RM-HL	278.13	278.3	0.17	0.16	2.00
	361.25	361.4	0.15	0.16	2.00
	467.82	467.8	-0.02	0.16	2.00
	536.56	536.5	-0.06	0.16	2.00
	640.50	640.5	0.00	0.16	2.00
RM-DL	740.09	740.0	-0.09	0.16	2.00
	864.94	865.2	0.26	0.16	2.00

UUC* = Unit Under Calibration

Continuation of Calibration Certificate

Cert. No. : SP22018

Job No. : VC65SP0008

Pages : 3 of 3

Result of calibration : Photometric Accuracy

(Without adjustment)

Material	Wavelength (nm)	Filter: S/N	Nominal Absorbance (A)	Certified Absorbance (A)	UUC* Reading Absorbance (A)	Error (A)	Uncertainty ± (A)	k Factor
Neutral Density glass filter	440.0	29360	1.0	1.0524	1.0539	0.0015	0.0028	2.00
		29914	0.7	0.7454	0.7459	0.0005	0.0029	2.00
		29381	0.5	0.5426	0.5426	0.0000	0.0028	2.00
	546.1	29360	1.0	0.9822	0.9810	-0.0012	0.0028	2.00
		29914	0.7	0.6962	0.6960	-0.0002	0.0028	2.00
		29381	0.5	0.5076	0.5070	-0.0006	0.0029	2.00
	590.0	29360	1.0	1.0221	1.0202	-0.0019	0.0028	2.00
		29914	0.7	0.7238	0.7230	-0.0008	0.0029	2.00
		29381	0.5	0.5364	0.5360	-0.0004	0.0031	2.00
	635.0	29360	1.0	0.9751	0.9732	-0.0019	0.0028	2.00
		29914	0.7	0.6912	0.6902	-0.0010	0.0029	2.00
		29381	0.5	0.5214	0.5210	-0.0004	0.0032	2.00
Material	Wavelength (nm)	Solution (mg/l)	Certified Absorbance (A)	UUC* Reading Absorbance (A)	Error (A)	Uncertainty ± (A)	k Factor	
RM-0204060810	235.0	20	0.2436	0.2419	-0.0017	0.0101	2.00	
		40	0.4905	0.4855	-0.0050	0.0115	2.00	
		60	0.7453	0.7388	-0.0065	0.0067	2.00	
		80	0.9920	0.9839	-0.0081	0.0071	2.00	
		100	1.2487	1.2414	-0.0073	0.0073	2.00	

UUC* = Unit Under Calibration

Condition of this result of calibration : Spectrophotometer PERKINELMER Model Lambda 25 S/N 501S141230

Resolution of Wavelength Mode 0.1 nm

Resolution of Photometric Mode 0.0001 A

Parameter Setting

Measurement Mode Wavelength, Absorbance

Wavelength Scan 1100 nm-190 nm

Scanning Speed 7.5 nm/min

Data Pitch 0.1 nm

Band width(Wavelength) 1.0 nm

Band width(Vis) 1.0 nm

Band width(Uv) 1.0 nm

Stray Light** UUC* Reading at 220 nm

Transmission T(%) Absorbance(A)

0.0107

3.9886

**Specific Acceptance :

Transmission ≤ 1.0 T(%), Absorbance ≥ 2.0 A

**Stray light not TISI Accredited

The reported uncertainty is based on a standard uncertainty multiplied by a coverage factor k , providing a level of confidence of approximately 95%

End of Calibration Certificate